

Rhythm Diagramming

Diagramming is a VISUAL representation of rhythms.

- ABOVE each note/rest, draw the appropriate number of pulses:

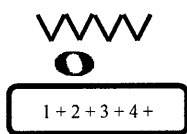
\ = downbeat (½ a beat)

/ = upbeat (½ a beat)

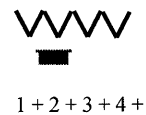
∨ = full beat (1 beat)

- BELOW each note/rest, write out the number of beats that symbol receives STARTING on its designated beat. ONLY the subdivisions for NOTES will be CIRCLED. "Circle SOUND not SILENCE."

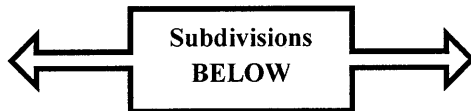
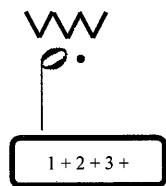
Whole Note (4 beats of SOUND)



Whole Rest (4 beats of SILENCE)



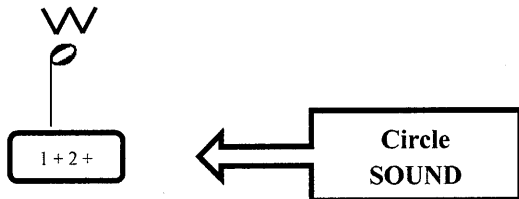
Dotted Half Note (3 beats of SOUND)



Dotted Half Rest (3 beats of SILENCE)




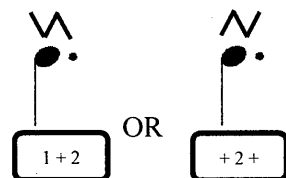
Half Note (2 beats of SOUND)



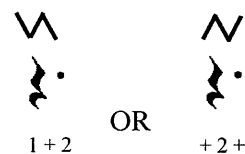
Half Note (2 beats of SILENCE)



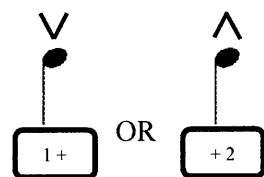
Dotted Quarter Note (1½ beats of SOUND)



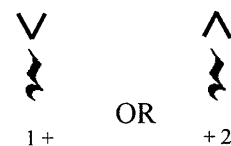
Dotted Quarter Note (1½ beats of SILENCE)



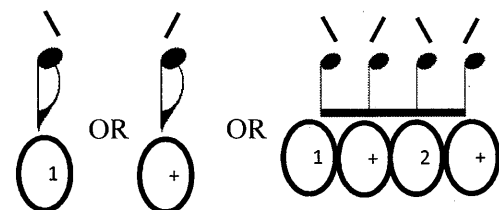
Quarter Note (1 beat of SOUND)



Quarter Rest (1 beat of SILENCE)



Eighth Note (½ a beat of SOUND) Individual or Grouped



Eighth Rest (½ a beat of SILENCE)

