

Shotwell Band

Daily Drills



FLUTE

Flute Fingering Chart

The thumb B-flat key may be used on all fingerings except 3rd line B-natural, F-sharp/G-flat, and B-natural above the staff.

Low B foot joint only.

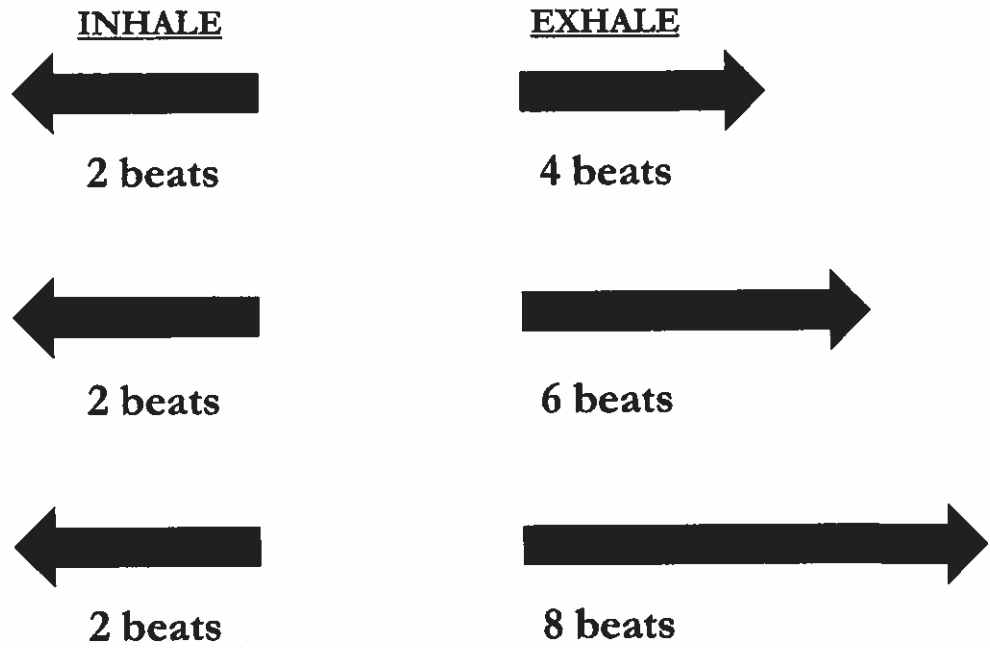
B	C	C# Db	D	D# Eb	E	
F	F# Gb	G	G# Ab	A	A# Bb	
B	C	C# Db	D	D# Eb	E	F
F# Gb	G	G# Ab	A	A# Bb	B	C
C# Db	D	D# Eb	E	F	F# Gb	G
G# Ab	A	A# Bb	B	C	C# Db	D

(When more than one fingering is shown, the first is the most common.)

Breathing Exercises

1. Sit tall

2. Arm extended – arm movement is a visual for the air flowing into and out of your body.



Sustain

The musical notation consists of four staves, each starting with a 2/4 time signature. The first staff shows a quarter rest followed by a half note with a slur over it. The second staff shows a quarter rest followed by three quarter notes with a slur over all three. The third staff shows a quarter rest followed by four quarter notes with a slur over all four. The fourth staff shows a 4/4 time signature followed by four quarter notes with a slur over all four, ending with a fermata.

Flute

Long Tone Exercises

$\bullet = 80$

1 Descending 2 3 4 5 6

7 8 9 10 11 12 13 14

1 Ascending 2 3 4 5 6

7 8 9 10 11 12 13 14

1 Chromatic

8

15 16 17 18 19 20 21

22 23 24 25 26

C Instruments

Long Tone Exercises

$\bullet = 80$

1 Extension 2 3 4 5 6

7 8 9 10 11 12

13 14 15 16 17 18

19 20 21 22 23 24

25 26 27 28 29 30

31 32 33 34 35 36

37 38 39 40 41 42

43 44 45 46 47 48

Detailed description: This page contains 48 measures of music for C Instruments, organized into eight systems of six measures each. The music is written on a single treble clef staff in common time (C). The tempo is marked as quarter note = 80. The exercises consist of long tones (half notes) on various notes of the scale, often with accidentals (sharps, flats, naturals) and slurs. Measure numbers 1 through 48 are printed above the notes. The notes are: 1 (C), 2 (D), 3 (E), 4 (F), 5 (G), 6 (A), 7 (B), 8 (C), 9 (D), 10 (E), 11 (F), 12 (G), 13 (A), 14 (B), 15 (C), 16 (D), 17 (E), 18 (F), 19 (G), 20 (A), 21 (B), 22 (C), 23 (D), 24 (E), 25 (F), 26 (G), 27 (A), 28 (B), 29 (C), 30 (D), 31 (E), 32 (F), 33 (G), 34 (A), 35 (B), 36 (C), 37 (D), 38 (E), 39 (F), 40 (G), 41 (A), 42 (B), 43 (C), 44 (D), 45 (E), 46 (F), 47 (G), 48 (A).

Flow Studies

Flute

Vincent Cichowicz



Lip Flexibility

Flute

1



Measures 1-7 of the first exercise. The staff is in treble clef with a key signature of one flat (B-flat). The notes are: 1 (B-flat), 2 (C), 3 (D), 4 (E), 5 (F), 6 (G), 7 (A). Each note is beamed to the next, with a slur over the pair. The notes are: 1 (B-flat), 2 (C), 3 (D), 4 (E), 5 (F), 6 (G), 7 (A).

8




Measures 8-14 of the first exercise. The notes are: 8 (B-flat), 9 (C), 10 (D), 11 (E), 12 (F), 13 (G), 14 (A). Each note is beamed to the next, with a slur over the pair. The notes are: 8 (B-flat), 9 (C), 10 (D), 11 (E), 12 (F), 13 (G), 14 (A).

2



Measures 1-7 of the second exercise. The staff is in treble clef with a key signature of one flat (B-flat). The notes are: 1 (B-flat), 2 (C), 3 (D), 4 (E), 5 (F), 6 (G), 7 (A). Each note is beamed to the next, with a slur over the pair. The notes are: 1 (B-flat), 2 (C), 3 (D), 4 (E), 5 (F), 6 (G), 7 (A).

8



Measures 8-14 of the second exercise. The notes are: 8 (B-flat), 9 (C), 10 (D), 11 (E), 12 (F), 13 (G), 14 (A). Each note is beamed to the next, with a slur over the pair. The notes are: 8 (B-flat), 9 (C), 10 (D), 11 (E), 12 (F), 13 (G), 14 (A).

3



Measures 1-7 of the third exercise. The staff is in treble clef with a key signature of one flat (B-flat). The notes are: 1 (B-flat), 2 (C), 3 (D), 4 (E), 5 (F), 6 (G), 7 (A). Each note is beamed to the next, with a slur over the pair. The notes are: 1 (B-flat), 2 (C), 3 (D), 4 (E), 5 (F), 6 (G), 7 (A).

8



Measures 8-14 of the third exercise. The notes are: 8 (B-flat), 9 (C), 10 (D), 11 (E), 12 (F), 13 (G), 14 (A). Each note is beamed to the next, with a slur over the pair. The notes are: 8 (B-flat), 9 (C), 10 (D), 11 (E), 12 (F), 13 (G), 14 (A).

Flute

Chromatic Scale

A ♩ = 80

1 2 3 4 5 6

7 8 9 10 11 12

B 1 2 3 4 5 6

7 8 9 10 11 12

C 1 2 3 4 5 6

7 8 9 10 11 12

D 1 2 3 4

5 6 7

**THIS PAGE IS
INTENTIONALLY
LEFT BLANK**

Rhythm Exercises 2

SET 4

F 1

B♭ 2

E♭ 3

SET 5

F 1

B♭ 2

E♭ 3

SET 6

F 1

B♭ 2

E♭ 3

Articulation Exercises

Tenuto - Full valued and connected

Use the "Doh" syllable

Musical notation for Tenuto exercise in 4/4 time. The staff shows a whole note, followed by two quarter notes, a half note, and a quarter note. This is followed by a whole rest, a whole note, and a quarter note. The final measure contains a group of four eighth notes, a group of four sixteenth notes, and a quarter note. Below the staff is a rhythmic diagram consisting of a long horizontal bar divided into five equal segments.

Staccato - Separated; basically cut the note value in half

Use the "Dih" syllable

Musical notation for Staccato exercise in 4/4 time. The staff shows a whole note, followed by two quarter notes, a half note, and a quarter note. This is followed by a whole rest, a whole note, and a quarter note. The final measure contains a group of four eighth notes, a group of four sixteenth notes, and a quarter note. Below the staff is a rhythmic diagram consisting of a long horizontal bar followed by four short vertical bars.

Accent - Full valued and emphasized

Use the "Dah" syllable

Musical notation for Accent exercise in 4/4 time. The staff shows a whole note, followed by two quarter notes, a half note, and a quarter note. This is followed by a whole rest, a whole note, and a quarter note. The final measure contains a group of four eighth notes, a group of four sixteenth notes, and a quarter note. Accents (>) are placed above the first two notes of each of the eighth and sixteenth note groups. Below the staff is a rhythmic diagram consisting of a long horizontal bar followed by four vertical bars.

Marcato (Housetop Accent) - Strong and emphasized with separation

Use the "Dee" syllable

Musical notation for Marcato exercise in 4/4 time. The staff shows a whole note, followed by two quarter notes, a half note, and a quarter note. This is followed by a whole rest, a whole note, and a quarter note. The final measure contains a group of four eighth notes, a group of four sixteenth notes, and a quarter note. Accents (^) are placed above the first two notes of each of the eighth and sixteenth note groups, and breath marks (v) are placed below the notes. Below the staff is a rhythmic diagram consisting of a long horizontal bar followed by four vertical bars.

ARTICULATION SERIES - LEVEL 2

John Benzer

Accented (get more air to the center of the notes)

Tenuto

Musical notation for measures 1 through 12. Measure 1 contains a whole note. Measures 2-4 contain quarter notes. Measures 5-6 contain eighth notes. Measures 7-8 contain quarter notes with accents (>). Measures 9-10 contain quarter notes with a bar above each note. Measures 11-12 contain quarter notes with a bar above each note.

Long-Lifted

(use more tastebuds & think "dah/daw")

Lifted

(must have "body of sound"/think "tone")

Musical notation for measures 13 through 20. Measures 13-14 contain eighth notes with a bar above each note. Measures 15-16 contain quarter notes with a bar above each note. Measures 17-18 contain eighth notes with a bar above each note. Measures 19-20 contain quarter notes with a bar above each note.

Musical notation for measures 21 through 28. Measures 21-22 contain eighth notes with a bar above each note. Measures 23-24 contain quarter notes with a bar above each note. Measures 25-26 contain eighth notes with a bar above each note. Measures 27-28 contain quarter notes with a bar above each note.

Musical notation for measures 29 through 34. Measures 29-30 contain eighth notes with a bar above each note. Measures 31-32 contain quarter notes with a bar above each note. Measures 33-34 contain eighth notes with a bar above each note.

Musical notation for measures 35 through 40. Measures 35-36 contain quarter notes with a bar above each note. Measures 37-38 contain eighth notes with a bar above each note. Measures 39-40 contain quarter notes with a bar above each note.

Musical notation for measures 41 through 46. Measures 41-42 contain quarter notes with a bar above each note. Measures 43-44 contain eighth notes with a bar above each note. Measures 45-46 contain quarter notes with a bar above each note and a '3' below each note.

Musical notation for measures 47 through 52. Measures 47-48 contain quarter notes with a bar above each note and a '3' below each note. Measures 49-50 contain eighth notes with a bar above each note and a '3' below each note. Measures 51-52 contain quarter notes with a bar above each note and a '3' below each note.

Musical notation for measures 53 through 58. Measures 53-54 contain quarter notes with a bar above each note and a '3' below each note. Measures 55-56 contain eighth notes with a bar above each note and a '3' below each note. Measures 57-58 contain quarter notes with a bar above each note and a '3' below each note.



ARTICULATION SERIES

59 60 61 62 63 64

65 66 67 68

69 70 71 72 73 74

75 76 77 78 79 80

81 82 83 84 85 86

87 88 89 90 91 92

93 94 95 96

97 98

99 100 101 102

103 104 105 106

107 108 109



Rhythm Diagramming

Diagramming is a VISUAL representation of rhythms.

- ABOVE each note/rest, draw the appropriate number of pulses:

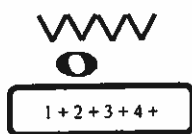
\ = downbeat (½ a beat)

/ = upbeat (½ a beat)

∨ = full beat (1 beat)

- BELOW each note/rest, write out the number of beats that symbol receives STARTING on its designated beat. ONLY the subdivisions for NOTES will be CIRCLED. "Circle SOUND not SILENCE."

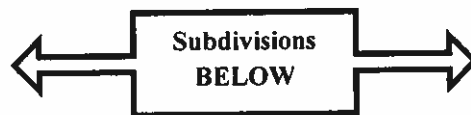
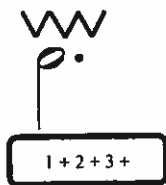
Whole Note (4 beats of SOUND)



Whole Rest (4 beats of SILENCE)



Dotted Half Note (3 beats of SOUND)



Dotted Half Rest (3 beats of SILENCE)



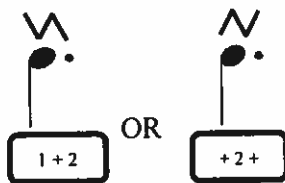
Half Note (2 beats of SOUND)




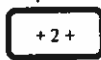
Half Note (2 beats of SILENCE)



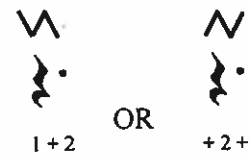
Dotted Quarter Note (1½ beats of SOUND)



OR



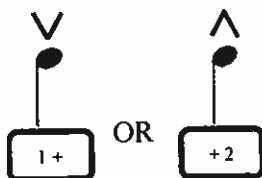
Dotted Quarter Note (1½ beats of SILENCE)



OR



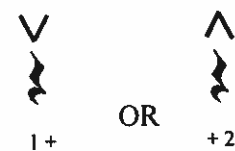
Quarter Note (1 beat of SOUND)



OR



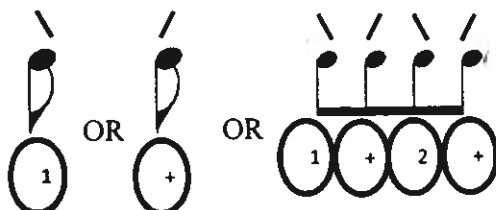
Quarter Rest (1 beat of SILENCE)



OR

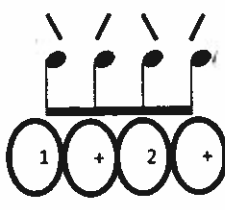


Eighth Note (½ a beat of SOUND) Individual or Grouped

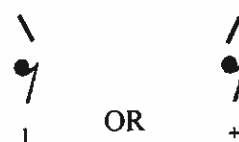


OR

OR



Eighth Rest (½ a beat of SILENCE)




OR

Name: _____

Note and Rest Values



whole note - receives 4 beats of sound



whole rest - receives 4 beats of silence



dotted half note - receives 3 beats of sound



dotted half rest - receives 3 beats of silence



half note - receives 2 beats of sound



half rest - receives 2 beats of silence




dotted quarter note - receives 1 1/2 beats of sound



dotted quarter rest - receives 1 1/2 beats of silence




quarter note - receives 1 beat of sound



quarter rest - receives 1 beat of silence



dotted eighth note - receives 3/4 beat of sound



dotted eighth rest - receives 3/4 beat of silence



eighth note - receives 1/2 beat of sound



eighth rest - receives 1/2 beat of silence



sixteenth note - receives 1/4 beat of sound



sixteenth rest - receives 1/4 beat of silence

Flute Region XXXIII Try-out Music

Revised 5/17

SET A

from *Selected Studies for Flute*
Drouet/ed. Voxma

Adagio cantabile $\text{♩} = 66-76$

Musical score for Adagio cantabile, measures 1-16. The piece is in 4/4 time with a key signature of two flats (B-flat and E-flat). The notation includes various melodic lines with slurs, accents, and dynamic markings. Measures 1-6 feature a series of quarter notes and eighth notes. Measures 7-10 show a more complex melodic line with slurs and accents. Measures 11-16 continue the melodic development with slurs and accents.

Rondo $\text{♩} = \text{c.}96-106$

from

Musical score for Rondo, measures 1-30. The piece is in 2/4 time with a key signature of one flat (B-flat). The notation includes various melodic lines with slurs, accents, and dynamic markings. Measures 1-5 show a series of quarter notes and eighth notes. Measures 6-11 continue the melodic development with slurs and accents. Measures 12-18 show a more complex melodic line with slurs and accents. Measures 19-24 continue the melodic development with slurs and accents. Measures 25-30 show a series of quarter notes and eighth notes.

Region 33 - Middle School Bands

Flute

Db

Musical staff for the D-flat instrument. It begins with a treble clef, a key signature of three flats (B-flat, E-flat, A-flat), and a 4/4 time signature. The melody consists of eighth and quarter notes, ending with a whole note.

Ab

Musical staff for the A-flat instrument. It begins with a treble clef, a key signature of three flats (B-flat, E-flat, A-flat), and a 4/4 time signature. The melody consists of eighth and quarter notes, ending with a whole note.

Eb

Musical staff for the E-flat instrument. It begins with a treble clef, a key signature of three flats (B-flat, E-flat, A-flat), and a 4/4 time signature. The melody consists of eighth and quarter notes, ending with a whole note.

Bb

Musical staff for the B-flat instrument. It begins with a treble clef, a key signature of two flats (B-flat, E-flat), and a 4/4 time signature. The melody consists of eighth and quarter notes, ending with a whole note.

F

Musical staff for the F instrument. It begins with a treble clef, a key signature of one flat (B-flat), and a 4/4 time signature. The melody consists of eighth and quarter notes, ending with a whole note.

C

Musical staff for the C instrument. It begins with a treble clef, a key signature of no sharps or flats, and a 4/4 time signature. The melody consists of eighth and quarter notes, ending with a whole note.

G

Musical staff for the G instrument. It begins with a treble clef, a key signature of one sharp (F-sharp), and a 4/4 time signature. The melody consists of eighth and quarter notes, ending with a whole note.

D

Musical staff for the D instrument. It begins with a treble clef, a key signature of two sharps (F-sharp, C-sharp), and a 4/4 time signature. The melody consists of eighth and quarter notes, ending with a whole note.

Chromatic Scale

Musical staff for the ascending chromatic scale. It begins with a treble clef and a key signature of one sharp (F-sharp). The scale consists of eighth notes ascending from F-sharp to G.

Musical staff for the descending chromatic scale. It begins with a treble clef and a key signature of one flat (B-flat). The scale consists of eighth notes descending from B-flat to A.

Flute Fingering Chart

The thumb B-flat key may be used on all fingerings except 3rd line B-natural, F-sharp/G-flat, and B-natural above the staff.
 Low B foot joint only.

B	C	C# Db	D	D# Eb	E

F	F# Gb	G	G# Ab	A	A# Bb
					 or or

B	C	C# Db	D	D# Eb	E	F
		 or (lowers pitch)				

F# Gb	G	G# Ab	A	A# Bb	B	C
				 or or 		

C# Db	D	D# Eb	E	F	F# Gb	G
			 or (lowers pitch)	 or (lowers pitch)	 or (lowers pitch)	

G# Ab	A	A# Bb	B	C	C# Db	D
 or (lowers pitch)				 (add 'gizmo' on low B foot joint only)	 or 	

(When more than one fingering is shown, the first is the most common.)

A LIST OF THE PRINCIPAL WORDS USED IN MODERN MUSIC.

WITH THEIR ABBREVIATIONS AND EXPLANATIONS.

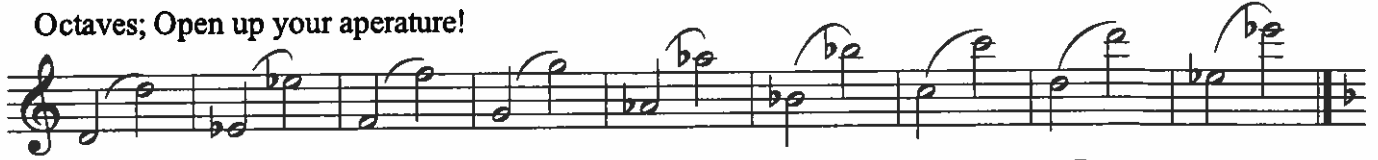
<i>A</i>	to, in, or at; <i>A tempo</i> , in time.
<i>Accelerando</i> (<i>accel.</i>).....	Gradually increasing the speed.
<i>Accent</i>	Emphasis on certain parts of the measure.
<i>Adagio</i>	Slow; leisurely.
<i>Ad libitum</i> (<i>ad lib.</i>).....	At pleasure; not in strict time.
<i>A due</i> (<i>a 2</i>).....	To be played by both instruments.
<i>Agitato</i>	Restless, with agitation.
<i>Al</i> or <i>Alla</i>	In the style of.
<i>Alla Marcia</i>	In the style of a March.
<i>Allegretto</i>	Moderately quick.
<i>Allegro</i>	Quick and lively.
<i>Allegro assai</i>	Very rapidly.
<i>Amore</i>	Love. <i>Con amore</i> , Fondly; tenderly.
<i>Amaroso</i>	Affectionately.
<i>Andante</i>	In moderately slow time.
<i>Andantino</i>	A little less slow than Andante.
<i>Anima, con</i> }.....	With animation.
<i>Animato</i> }	
<i>A piacere</i>	At pleasure.
<i>Appassionato</i>	Impassioned.
<i>Arpeggio</i>	A broken chord.
<i>Assai</i>	Very: <i>Allegro assai</i> , very rapidly.
<i>A tempo</i>	In the original movement.
<i>Attacca</i>	Commence the next movement at once.
<i>Bacchante</i>	A Venetian boatman's song.
<i>Ben</i>	Well; <i>Ben marcato</i> , well marked.
<i>Bis</i>	Twice; repeat the passage.
<i>Bravura</i>	Brilliant, bold, spirited.
<i>Brillante</i>	Showy, sparkling, brilliant.
<i>Brio, con</i>	With much spirit.
<i>Cadenza</i>	A passage introduced as an embellishment.
<i>Calando</i>	Decreasing in power and speed.
<i>Cantabile</i>	In a singing style.
<i>Caprice</i>	A composition of irregular construction.
<i>Capriccio, a</i>	At pleasure.
<i>Cavatina</i>	A movement in vocal style. [sounds.
<i>Chord</i>	A combination of three or more musical
<i>Coda</i>	A finishing movement.
<i>Col</i> or <i>con</i>	With.
<i>Crescendo</i> (<i>cres.</i>).....	Gradually louder.
<i>Da</i> or <i>dal</i>	From.
<i>Da Capo</i> (<i>D. C.</i>).....	From the beginning.
<i>Dal Segno</i> (<i>D. S.</i>).....	From the sign.
<i>Decrescendo</i> (<i>decresc.</i>).....	Decreasing in strength.
<i>Delicatezza, con</i>	Delicately; refined in style.
<i>Diminuendo</i> (<i>dim.</i>).....	Gradually softer.
<i>Divisi</i>	Divided. Each part to be played by a sepa-
<i>Dolce</i>	Softly, sweetly. [rate instrument.
<i>Dolcissimo</i>	Very sweetly and softly.
<i>Dominant</i>	The fifth tone in the major or minor scale.
<i>Duet</i> or <i>duo</i>	A composition for two performers.
<i>E</i>	And.
<i>Elegante</i>	Elegant; graceful.
<i>Embouchure</i>	The mouthpiece of a wind instrument.
<i>Enharmonic</i>	Alike in pitch but different in notation.
<i>Energico</i>	With energy, vigorously.
<i>Espressione, con</i>	Expressively, with expression.
<i>Finale</i>	The concluding movement.
<i>Fine</i>	The end.
<i>Forte</i> (<i>f</i>).....	Loud.
<i>Forte-piano</i> (<i>fp</i>).....	Loud and instantly soft again.
<i>Fortissimo</i> (<i>ff</i>).....	Very loud.
<i>Forza</i>	Force of tone.
<i>Forzando</i> (<i>fs</i>).....	Accentuate the sound.
<i>Fuoco, con</i>	With fire; with spirit.
<i>Furioso</i>	Furiously; passionately.
<i>Giocoso</i>	Joyously; playfully.
<i>Giusto</i>	Exact; in strict time.
<i>Grandioso</i>	Grand; pompous; majestic.
<i>Grave</i>	Very slow and solemn.
<i>Gravioso</i>	Gracefully.
<i>Gusto</i>	Taste.
<i>Harmony</i>	A combination of musical sounds.
<i>Key-note</i>	The first degree of the Scale.
<i>Largamente</i>	Very broad in style.
<i>Larghetto</i>	Slow, but not so slow as Largo.
<i>Largo</i>	Broad and slow.
<i>Legato</i>	Smoothly, the reverse of Staccato.
<i>Legger-line</i>	A small added line above or below the staff.
<i>Leggiero</i>	Lightly.
<i>Lento</i>	Slow, but not as slow as Largo.
<i>L'istesso tempo</i>	In the same time.
<i>Loco</i>	Play as written, no longer <i>8va</i> .
<i>Ma</i>	But. <i>Ma non troppo</i> , But not too much.
<i>Maeztoso</i>	Majestically, dignified.
<i>Maggiore</i>	Major Key.
<i>Marcato</i>	Marked. With distinctness and emphasis.
<i>Meno</i>	Less. <i>Meno mosso</i> , Less quickly.
<i>Mezzo</i>	Moderately.
<i>Mezzo piano</i> (<i>mp</i>).....	Moderately soft.
<i>Minore</i>	Minor Key.
<i>Moderato</i>	Moderately. <i>Allegro moderato</i> , moderately
<i>Molto</i>	Much; very. [fast.
<i>Morendo</i>	Gradually softer.
<i>Mosso</i>	Moved. <i>Piu mosso</i> , quicker.
<i>Moto</i>	Motion. <i>Con moto</i> , with animation.
<i>Non</i>	Not.
<i>Notation</i>	{ The art of representing musical sounds by characters visible to the eye.
<i>Obligato</i>	An indispensable part.
<i>Octave</i>	A series of 8 consecutive diatonic tones.
<i>Opus</i> (<i>Op.</i>).....	A work.
<i>Ossia</i>	Or; or else. Generally indicating an easier
<i>Ottava</i> (<i>8va</i>).....	To be played an octave higher. [method.
<i>Pause</i> (").....	The sign indicating pause or finish.
<i>Perdendosi</i>	Dying away gradually.
<i>Pesante</i>	Heavily; with firm and vigorous execution.
<i>Piacere, a</i>	At pleasure.
<i>Pianissimo</i> (<i>pp</i>).....	Very soft.
<i>Piano</i> (<i>p</i>).....	Soft.
<i>Piu</i>	More. <i>Piu Allegro</i> , More quickly.
<i>Poco</i> or <i>un poco</i>	A little.
<i>Poco a poco</i>	Gradually, by degrees.
<i>Poco piu mosso</i>	A little faster.
<i>Poco meno</i>	A little slower.
<i>Poco piu</i>	A little faster.
<i>Poi</i>	Then; afterwards.
<i>Pomposo</i>	Pompous; grand.
<i>Prestissimo</i>	As fast as possible.
<i>Preslo</i>	Very quick; faster than Allegro.
<i>Primo</i> (<i>1mo</i>).....	The first.
<i>Quartet</i>	A piece of music for four performers.
<i>Quasi</i>	As if; similar to; in the style of.
<i>Quintet</i>	A piece of music for five performers.
<i>Rallentando</i> (<i>rall.</i>).....	Gradually slower.
<i>Ritornello</i>	With special emphasis.
<i>Ritardando</i> (<i>rit.</i>).....	Slackening speed.
<i>Risoluti</i>	Resolutely; bold; energetic.
<i>Ritenu</i>	Retarding the time.
<i>Scherzando</i>	Playfully; sportively.
<i>Secondo</i> (<i>2do</i>).....	The second time (or part.)
<i>Seconda volta</i>	The second time.
<i>Segue</i>	Follow on in similar style.
<i>Semplice</i>	Simply; unaffectedly.
<i>Sempre</i>	Always; continually.
<i>Senza</i>	Without. <i>Senza sordino</i> , Without mute.
<i>Sforzando</i> (<i>sf</i>).....	Forcibly; with sudden emphasis.
<i>Simile</i>	In like manner.
<i>Smorzando</i> (<i>smorz.</i>).....	Diminishing the sound.
<i>Solo</i>	For one performer only.
<i>Sordino</i>	A Mute. <i>Con Sordino</i> , With the Mute.
<i>Sostenuto</i>	Sustained, prolonged.
<i>Sotto</i>	Under. <i>Sotto voce</i> , In a subdued tone.
<i>Spirito</i>	Spirit. <i>Con Spirito</i> , Forcefully.
<i>Staccato</i>	Detached, separated.
<i>Stentando</i>	Dragging or retarding the tempo.
<i>Stretto</i>	An increase of speed. <i>Piu Stretto</i> , Faster.
<i>Subdominant</i>	The 4th tone in the diatonic scale.
<i>Syncopation</i>	Change of accent from a strong beat to a
<i>Tacet</i>	Be silent. [weak one.
<i>Tempo</i>	Movement.
<i>Tempo primo</i>	As at first.
<i>Tenuto</i> (<i>ten.</i>).....	Held for the full value.
<i>Theme</i>	The subject or melody.
<i>Timbre</i>	Quality of tone.
<i>Tonic</i>	The key-note of any scale.
<i>Tremolo</i>	A trembling, fluttering movement.
<i>Trio</i>	A piece of music for three performers.
<i>Triplet</i>	{ A group of 3 notes to be performed in the time of two of equal value.
<i>Troppo</i>	Too much. <i>Allegro ma non troppo</i> , not too
<i>Tutti</i>	All; all the instruments. [quick.
<i>Un</i>	A; one; an.
<i>Unison</i>	Alike in pitch.
<i>Una corda</i>	On one string.
<i>Variation</i>	The transformation and embellishment of a
<i>Veloce</i>	Rapid; swift; quick. [melody.
<i>Vibrato</i>	A wavy tone-effect which should be sparingly-
<i>Vivace</i>	With vivacity; bright; spirited. [ly used.
<i>Vivo</i>	Lively.
<i>Voce</i>	The voice; a certain part.
<i>Volkslied</i>	A national or folk song.
<i>Volti subito</i> (<i>V. S.</i>).....	Turn over quickly.

Flute Technique Sheet!

C-D, Keep fingers close to the keys!



Octaves; Open up your aperture!



8th Note Octave Slurs



High Finger Exercise



High Note Intervals Exercise



More Slurs Exercises!



