
Shotwell Band

Daily Drills



Bb

CLARINET

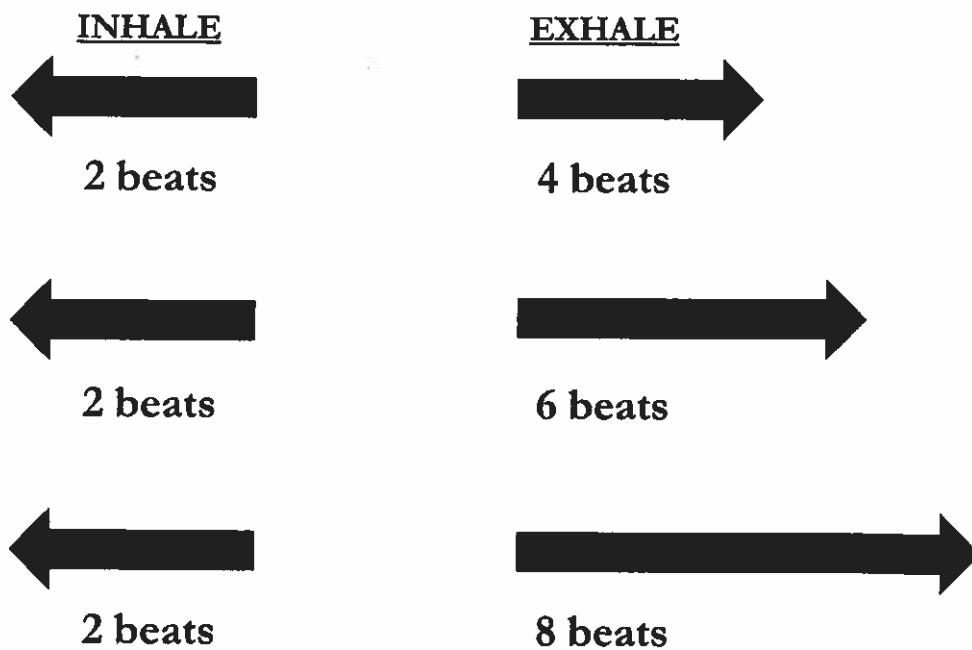
Clarinet Fingering Chart

E	F	F# Gb	G	G# Ab	A	A# Bb		
B	C	C# Db	D	D# Eb	E	F	F# Gb	
G	G# Ab	A	A# Bb	B	C			
C# Db	D	D# Eb	E	F	F# Gb	G	G# Ab	A
A# Bb	B	C	C# Db	D	D# Eb	E	F	
F# Gb	G	G# Ab	A	A# Bb	B	C		

(When more than one fingering is shown, the first is the most common.)

Breathing Exercises

1. Sit tall
2. Arm extended – arm movement is a visual for the air flowing into and out of your body.



Sustain

The musical notation consists of four staves, each starting with a 2/4 time signature. The first staff shows a whole rest followed by a 4/4 time signature and a single note with a long horizontal line above it, indicating a sustained note. The second staff shows a whole rest followed by a 4/4 time signature and three notes, each with a horizontal line above it, indicating sustained notes. The third staff shows a whole rest followed by a 4/4 time signature and four notes, each with a horizontal line above it, indicating sustained notes. The fourth staff shows a 4/4 time signature and four notes, each with a horizontal line above it, indicating sustained notes. The notation uses a single line with a clef and a key signature of one flat.

Clarinet in B \flat Long Tone Exercises

$\bullet = 80$

1 Descending 2 3 4 5 6

7 8 9 10 11 12 13 14

1 Ascending 2 3 4 5 6

7 8 9 10 11 12 13 14

1 Chromatic 2 3 4 5 6 7

8 9 10 11 12 13 14

15 16 17 18 19 20 21

22 23 24 25 26

B \flat Instruments Long Tone Exercises

$\bullet = 80$

1 Extension 2 3 4 5 6

7 8 9 10 11 12

13 14 15 16 17 18

19 20 21 22 23 24

25 26 27 28 29 30

31 32 33 34 35 36

37 38 39 40 41 42

43 44 45 46 47 48

Flow Studies

Trumpet, Clarinet, Bass Clarinet, & Tenor Saxophone

Vincent Cichowicz



Lip Flexibility

Clarinet

1

1 2 3 4 5 6 7

Staff 1: Treble clef, C major. Measures 1-7. Notes: 1 (C4), 2 (D4), 3 (E4), 4 (F4), 5 (G4), 6 (A4), 7 (B4). Slurs connect 1-2, 3-4, 5-6, and 7-8.

8 9 10 11 12 13 14

Staff 1: Treble clef, C major. Measures 8-14. Notes: 8 (C4), 9 (B3), 10 (A3), 11 (G3), 12 (F3), 13 (E3), 14 (D3). Slurs connect 9-10, 11-12, and 13-14.

2

1 2 3 4 5 6

Staff 2: Treble clef, C major. Measures 1-6. Notes: 1 (C4), 2 (D4), 3 (E4), 4 (F#4), 5 (G4), 6 (A4). Slurs connect 1-2, 3-4, and 5-6.

7 8 9 10 11 12 13 14

Staff 2: Treble clef, C major. Measures 7-14. Notes: 7 (C4), 8 (D4), 9 (E4), 10 (F4), 11 (G4), 12 (A4), 13 (B4), 14 (C5). Slurs connect 7-8, 9-10, 11-12, and 13-14.

3

1 2 3 4 5 6 7 8

Staff 3: Treble clef, C major. Measures 1-8. Notes: 1 (C4), 2 (D4), 3 (E4), 4 (F4), 5 (G4), 6 (A4), 7 (B4), 8 (C5). Slurs connect 1-2, 3-4, 5-6, and 7-8.

9 10 11 12 13 14

Staff 3: Treble clef, C major. Measures 9-14. Notes: 9 (C4), 10 (B3), 11 (A3), 12 (G3), 13 (F3), 14 (E3). Slurs connect 9-10, 11-12, and 13-14.

Chromatic Scale

B \flat Clarinet

A

Exercise A consists of two staves of music. The first staff contains measures 1 through 6, and the second staff contains measures 7 through 12. The music is written in treble clef with a key signature of one flat (B \flat) and a common time signature (C). The notes are: 1 (G \sharp), 2 (A), 3 (B \flat), 4 (B), 5 (C), 6 (C \sharp), 7 (D), 8 (D \flat), 9 (E \flat), 10 (E), 11 (F), 12 (F \sharp). Each measure contains a single note with a quarter rest, and the notes are grouped by slurs.

B

Exercise B consists of two staves of music. The first staff contains measures 1 through 6, and the second staff contains measures 7 through 12. The music is written in treble clef with a key signature of one flat (B \flat) and a common time signature (C). The notes are: 1 (G \sharp), 2 (A), 3 (B \flat), 4 (B), 5 (C), 6 (C \sharp), 7 (D), 8 (D \flat), 9 (E \flat), 10 (E), 11 (F), 12 (F \sharp). Each measure contains a single note with a quarter rest, and the notes are grouped by slurs.

C

Exercise C consists of four staves of music. The first staff contains measures 1 through 6, the second staff contains measures 7 through 12, the third staff contains measures 13 through 18, and the fourth staff contains measures 19 through 24. The music is written in treble clef with a key signature of one flat (B \flat) and a common time signature (C). The notes are: 1 (G \sharp), 2 (A), 3 (B \flat), 4 (B), 5 (C), 6 (C \sharp), 7 (D), 8 (D \flat), 9 (E \flat), 10 (E), 11 (F), 12 (F \sharp), 13 (G \sharp), 14 (A), 15 (B \flat), 16 (B), 17 (C), 18 (C \sharp), 19 (D), 20 (D \flat), 21 (E \flat), 22 (E), 23 (F), 24 (F \sharp). Each measure contains a single note with a quarter rest, and the notes are grouped by slurs.

D

Exercise D consists of two staves of music. The first staff contains measures 1 through 4, and the second staff contains measures 5 through 7. The music is written in treble clef with a key signature of one flat (B \flat) and a common time signature (C). The notes are: 1 (G \sharp), 2 (A), 3 (B \flat), 4 (B), 5 (C), 6 (C \sharp), 7 (D), 8 (D \flat), 9 (E \flat), 10 (E), 11 (F), 12 (F \sharp). Each measure contains a single note with a quarter rest, and the notes are grouped by slurs.

**THIS PAGE IS
INTENTIONALLY
LEFT BLANK**

Rhythm Exercises

SET 1

F 1

B♭ 2

E♭ 3

SET 2

F 1

B♭ 2

E♭ 3

SET 3

F 1

B♭ 2

E♭ 3

Rhythm Exercises 2

SET 4

F 1

B \flat 2

E \flat 3

SET 5

F 1

B \flat 2

E \flat 3

SET 6

B \flat Tpt.

B \flat Tpt.

B \flat Tpt.

Articulation Exercises

Tenuto - Full valued and connected

Use the "Doh" syllable

Musical notation for Tenuto exercise in 4/4 time. The staff shows a whole note, a quarter note, a quarter note, a quarter note, a quarter note, a half note, a whole note, and a quarter note. The quarter notes are grouped together with a slur. Below the staff is a series of five empty rectangular boxes for syllable placement.

Staccato - Separated; basically cut the note value in half

Use the "Dih" syllable

Musical notation for Staccato exercise in 4/4 time. The staff shows a whole note, a quarter note, a quarter note, a quarter note, a quarter note, a half note, a whole note, and a quarter note. The quarter notes are grouped together with a slur. Below the staff is a series of four empty rectangular boxes for syllable placement.

Accent - Full valued and emphasized

Use the "Dah" syllable

Musical notation for Accent exercise in 4/4 time. The staff shows a whole note, a quarter note, a quarter note, a quarter note, a quarter note, a half note, a whole note, and a quarter note. The quarter notes are grouped together with a slur. Below the staff is a series of five empty rectangular boxes for syllable placement.

Marcato (Housetop Accent) - Strong and emphasized with separation

Use the "Dee" syllable

Musical notation for Marcato exercise in 4/4 time. The staff shows a whole note, a quarter note, a quarter note, a quarter note, a quarter note, a half note, a whole note, and a quarter note. The quarter notes are grouped together with a slur. Below the staff is a series of four empty rectangular boxes for syllable placement.

ARTICULATION SERIES - LEVEL 2

John Benzer

Accented (get more air to the center of the notes)

1 2 3 4 5 6 7 8

Tenuto

9 10 11 12

Long-Lifted
(use more tastebuds & think "dah/daw")

Lifted
(must have "body of sound"/think "tone")

13 14 15 16 17 18 19 20

21 22 23 24 25 26 27 28

29 30 31 32 33 34

35 36 37 38 39 40

41 42 43 44 45 46

47 48 49 50 51 52

53 54 55 56 57 58



ARTICULATION SERIES

Musical score for 'ARTICULATION SERIES' consisting of 11 staves of music. The score is divided into measures 59 through 109. Each measure is marked with a measure number above the staff. The music features various rhythmic patterns, including triplets and sixteenth-note runs, with articulation marks (dots) above the notes. The notation includes stems, beams, and slurs. The final measure (109) ends with a double bar line.



Rhythm Diagramming

Diagramming is a VISUAL representation of rhythms.

- ABOVE each note/rest, draw the appropriate number of pulses:

\ = downbeat (1/2 a beat)

/ = upbeat (1/2 a beat)

∨ = full beat (1 beat)

- BELOW each note/rest, write out the number of beats that symbol receives STARTING on its designated beat. ONLY the subdivisions for NOTES will be CIRCLED. "Circle SOUND not SILENCE."

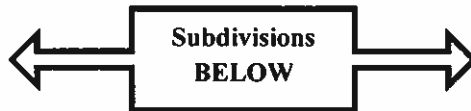
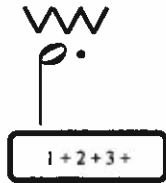
Whole Note (4 beats of SOUND)



Whole Rest (4 beats of SILENCE)



Dotted Half Note (3 beats of SOUND)



Dotted Half Rest (3 beats of SILENCE)




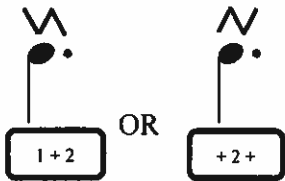
Half Note (2 beats of SOUND)



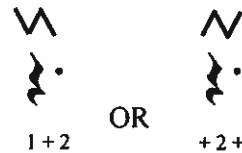
Half Note (2 beats of SILENCE)



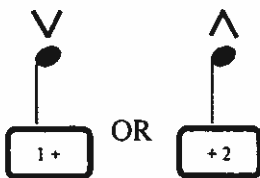
Dotted Quarter Note (1 1/2 beats of SOUND)



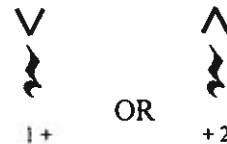
Dotted Quarter Note (1 1/2 beats of SILENCE)



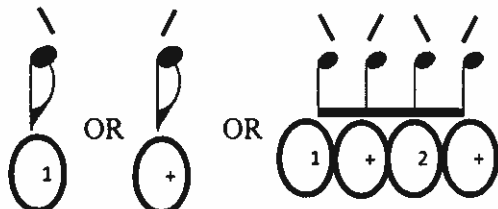
Quarter Note (1 beat of SOUND)



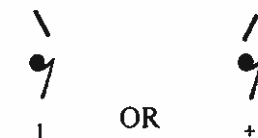
Quarter Rest (1 beat of SILENCE)



Eighth Note (1/2 a beat of SOUND) Individual or Grouped



Eighth Rest (1/2 a beat of SILENCE)



Name: _____

Note and Rest Values



whole note - receives 4 beats of sound



whole rest - receives 4 beats of silence



dotted half note - receives 3 beats of sound



dotted half rest - receives 3 beats of silence




half note - receives 2 beats of sound



half rest - receives 2 beats of silence



dotted quarter note - receives 1 1/2 beats of sound



dotted quarter rest - receives 1 1/2 beats of silence




quarter note - receives 1 beat of sound



quarter rest - receives 1 beat of silence



dotted eighth note - receives 3/4 beat of sound



dotted eighth rest - receives 3/4 beat of silence




eighth note - receives 1/2 beat of sound



eighth rest - receives 1/2 beat of silence



sixteenth note - receives 1/4 beat of sound



sixteenth rest - receives 1/4 beat of silence

Clarinet Region XXXIII Try-out Music

SET A

Revised 5/17

1. Andante cantabile $\text{♩} = 56-66$

from 32 etudes by Rose, No. 1 ed. Hit

Musical score for the first exercise, 'Andante cantabile', in 4/4 time. The score consists of four staves of music, numbered 1 through 16. The first staff begins with a piano (*p*) dynamic. The second staff includes a mezzo-forte (*mf*) dynamic. The third staff includes a forte (*f*) dynamic. The fourth staff includes a mezzo-forte (*mf*) dynamic. The piece features various musical notations including slurs, accents, and dynamic markings.

Moderato $\text{♩} = 88-104$

from Hendrickson Method for Clarinet- Book 2 p.10 #2.

Musical score for the second exercise, 'Moderato', in 4/4 time. The score consists of five staves of music, numbered 1 through 20. The piece features various musical notations including slurs, accents, and dynamic markings. The final measure of the piece is marked *rall.*

Clarinet in B \flat

Region 33 -Middle School Bands

(Concert D \flat)

Eb

Musical staff for Eb instrument, showing a melodic line in 4/4 time with a key signature of two flats.

(Concert A \flat)

Bb

Musical staff for Bb instrument, showing a melodic line in 4/4 time with a key signature of two flats.

(Concert E \flat)

F

Musical staff for F instrument, showing a melodic line in 4/4 time with a key signature of two flats.

(Concert B \flat)

C

Musical staff for C instrument, showing a melodic line in 4/4 time with a key signature of two flats.

(Concert F)

G

Musical staff for G instrument, showing a melodic line in 4/4 time with a key signature of one sharp.

(Concert C)

D

Musical staff for D instrument, showing a melodic line in 4/4 time with a key signature of one sharp.

(Concert G)

A

Musical staff for A instrument, showing a melodic line in 4/4 time with a key signature of two sharps.

(Concert D)

E

Musical staff for E instrument, showing a melodic line in 4/4 time with a key signature of three sharps.

Musical staff for E instrument, showing a melodic line in 4/4 time with a key signature of three sharps.

Chromatic Scale

Musical staff for chromatic scale, showing a chromatic scale in 4/4 time with a key signature of two sharps.

Musical staff for chromatic scale, showing a chromatic scale in 4/4 time with a key signature of two flats.

Clarinet Fingering Chart

E	F	F# Gb	G	G# Ab	A	A# Bb		
B	C	C# Db	D	D# Eb	E	F	F# Gb	
G	G# Ab	A	A# Bb	B	C			
C# Db	D	D# Eb	E	F	F# Gb	G	G# Ab	A
A# Bb	B	C	C# Db	D	D# Eb	E	F	
F# Gb	G	G# Ab	A	A# Bb	B	C		

(When more than one fingering is shown, the first is the most common.)

A LIST OF THE PRINCIPAL WORDS USED IN MODERN MUSIC.

WITH THEIR ABBREVIATIONS AND EXPLANATIONS.

<i>A</i>	to, in, or at; <i>A tempo</i> , in time.
<i>Accelerando (accel.)</i>	Gradually increasing the speed.
<i>Accent</i>	Emphasis on certain parts of the measure.
<i>Adagio</i>	Slow; leisurely.
<i>Ad libitum (ad lib.)</i>	At pleasure; not in strict time.
<i>A due (a 2)</i>	To be played by both instruments.
<i>Agitato</i>	Restless, with agitation.
<i>Al</i> or <i>Alla</i>	In the style of.
<i>Alla Marcia</i>	In the style of a March.
<i>Allegretto</i>	Moderately quick.
<i>Allegro</i>	Quick and lively.
<i>Allegro assai</i>	Very rapidly.
<i>Amore</i>	Love. <i>Con amore</i> , Fondly; tenderly.
<i>Amoroso</i>	Affectionately.
<i>Andante</i>	In moderately slow time.
<i>Andantino</i>	A little less slow than Andante.
<i>Anima, con</i> }.....	With animation.
<i>Animato</i> }	
<i>A piacere</i>	At pleasure.
<i>Appassionato</i>	Impassioned.
<i>Arpeggio</i>	A broken chord.
<i>Assai</i>	Very; <i>Allegro assai</i> , very rapidly.
<i>A tempo</i>	In the original movement.
<i>Attacca</i>	Commence the next movement at once.
<i>Barcarolle</i>	A Venetian boatman's song.
<i>Ben</i>	Well; <i>Ben marcato</i> , well marked.
<i>Bis</i>	Twice; repeat the passage.
<i>Bravura</i>	Brilliant, bold, spirited.
<i>Brillante</i>	Showy, sparkling, brilliant.
<i>Brio, con</i>	With much spirit.
<i>Cadenza</i>	A passage introduced as an embellishment.
<i>Calando</i>	Decreasing in power and speed.
<i>Cantabile</i>	In a singing style.
<i>Caprice</i>	A composition of irregular construction.
<i>Capriccio, a</i>	At pleasure.
<i>Cavatina</i>	A movement in vocal style. [sounds.
<i>Chord</i>	A combination of three or more musical
<i>Coda</i>	A finishing movement.
<i>Col</i> or <i>con</i>	With.
<i>Crescendo (cres.)</i>	Gradually louder.
<i>Da</i> or <i>dal</i>	From.
<i>Da Capo (D. C.)</i>	From the beginning.
<i>Dal Segno (D. S.)</i>	From the sign.
<i>Decrescendo (decresc.)</i>	Decreasing in strength.
<i>Delicatezza, con</i>	Delicately; refined in style.
<i>Diminuendo (dim.)</i>	Gradually softer.
<i>Divisi</i>	Divided. Each part to be played by a sepa-
<i>Dolce</i>	Softly, sweetly. [rate instrument.
<i>Dolcissimo</i>	Very sweetly and softly.
<i>Dominant</i>	The fifth tone in the major or minor scale.
<i>Duet</i> or <i>duo</i>	A composition for two performers.
<i>E</i>	And.
<i>Elegante</i>	Elegant; graceful.
<i>Embouchure</i>	The mouthpiece of a wind instrument.
<i>Enharmonic</i>	Alike in pitch but different in notation.
<i>Energico</i>	With energy, vigorously.
<i>Espressione, con</i>	Expressively, with expression.
<i>Finale</i>	The concluding movement.
<i>Fine</i>	The end.
<i>Forle (f)</i>	Loud.
<i>Forle-piano (fp)</i>	Loud and instantly soft again.
<i>Fortissimo (ff)</i>	Very loud.
<i>Forza</i>	Force of tone.
<i>Forzando (fz)</i>	Accentuate the sound.
<i>Fuoco, con</i>	With fire; with spirit.
<i>Furioso</i>	Furiously; passionately.
<i>Giocoso</i>	Joyously; playfully.
<i>Giusto</i>	Exact; in strict time.
<i>Grandioso</i>	Grand; pompous; majestic.
<i>Grave</i>	Very slow and solemn.
<i>Grazioso</i>	Gracefully.
<i>Gusto</i>	Taste.
<i>Harmony</i>	A combination of musical sounds.
<i>Key-note</i>	The first degree of the Scale.
<i>Largamente</i>	Very broad in style.
<i>Larghetto</i>	Slow, but not so slow as Largo.
<i>Largo</i>	Broad and slow.
<i>Legato</i>	Smoothly, the reverse of Staccato.
<i>Leger-line</i>	A small added line above or below the staff.
<i>Leggiero</i>	Lightly.
<i>Lento</i>	Slow, but not as slow as Largo.
<i>L'istesso tempo</i>	In the same time.
<i>Loco</i>	Play as written, no longer 8va.
<i>Ma</i>	But. <i>Ma non troppo</i> , But not too much.
<i>Maestoso</i>	Majestically, dignified.
<i>Maggiore</i>	Major Key.
<i>Marcato</i>	Marked. With distinctness and emphasis.
<i>Meno</i>	Less. <i>Meno mosso</i> , Less quickly.
<i>Mezzo</i>	Moderately.
<i>Mezzo piano (mp)</i>	Moderately soft.
<i>Mindre</i>	Minor Key.
<i>Moderato</i>	Moderately. <i>Allegro moderato</i> , moderately
<i>Molto</i>	Much; very. [fast.
<i>Morendo</i>	Gradually softer.
<i>Mosso</i>	Moved. <i>Piu mosso</i> , quicker.
<i>Moto</i>	Motion. <i>Con moto</i> , with animation.
<i>Non</i>	Not.
<i>Notation</i>	{ The art of representing musical sounds by characters visible to the eye.
<i>Obligato</i>	An indispensable part.
<i>Octave</i>	A series of 8 consecutive diatonic tones.
<i>Opus (Op.)</i>	A work.
<i>Ossia</i>	Or; or else. Generally indicating an easier
<i>Ottava (8va)</i>	To be played an octave higher. [method.
<i>Pause</i>	The sign indicating pause or finish.
<i>Perdendosi</i>	Dying away gradually.
<i>Pesante</i>	Heavily; with firm and vigorous execution.
<i>Piacere, a</i>	At pleasure.
<i>Pianissimo (pp)</i>	Very soft.
<i>Piano (p)</i>	Soft.
<i>Piu</i>	More. <i>Piu Allegro</i> , More quickly.
<i>Poco</i> or <i>un poco</i>	A little.
<i>Poco a poco</i>	Gradually, by degrees.
<i>Poco piu mosso</i>	A little faster.
<i>Poco meno</i>	A little slower.
<i>Poco piu</i>	A little faster.
<i>Poi</i>	Then; afterwards.
<i>Pomposo</i>	Pompous; grand.
<i>Prestissimo</i>	As fast as possible.
<i>Presto</i>	Very quick; faster than Allegro.
<i>Primo (1mo)</i>	The first.
<i>Quartet</i>	A piece of music for four performers.
<i>Quasi</i>	As if; similar to; in the style of.
<i>Quintet</i>	A piece of music for five performers.
<i>Rallentando (rall.)</i>	Gradually slower.
<i>Rinforzando</i>	With special emphasis.
<i>Ritardando (rit.)</i>	Slackening speed.
<i>Risoluto</i>	Resolutely; bold; energetic.
<i>Ritenuato</i>	Retarding the time.
<i>Scherzando</i>	Playfully; sportively.
<i>Secondo (2do)</i>	The second time (or part.)
<i>Seconda volta</i>	The second time.
<i>Segue</i>	Follow on in similar style.
<i>Semplice</i>	Simply; unaffectedly.
<i>Sempre</i>	Always; continually.
<i>Senza</i>	Without. <i>Senza sordino</i> , Without mutes.
<i>Sforzando (sf)</i>	Forcibly; with sudden emphasis.
<i>Simile</i>	In like manner.
<i>Smorzando (smorz.)</i>	Diminishing the sound.
<i>Solo</i>	For one performer only.
<i>Sordino</i>	A Mute. <i>Con Sordino</i> , With the Mute.
<i>Sostenuto</i>	Sustained, prolonged.
<i>Sotto</i>	Under. <i>Sotto voce</i> , In a subdued tone.
<i>Spirito</i>	Spirit. <i>Con Spirito</i> , Forcefully.
<i>Staccato</i>	Detached, separated.
<i>Stenando</i>	Dragging or retarding the tempo.
<i>Stretto</i>	An increase of speed. <i>Piu Stretto</i> , Faster.
<i>Subdominant</i>	The 4th tone in the diatonic scale.
<i>Syncopation</i>	Change of accent from a strong beat to a
<i>Tacc.</i>	Be silent. [weak one.
<i>Tempo</i>	Movement.
<i>Tempo primo</i>	As at first.
<i>Tenuto (ten.)</i>	Held for the full value.
<i>Theme</i>	The subject or melody.
<i>Timbre</i>	Quality of tone.
<i>Tonic</i>	The key-note of any scale.
<i>Tremolo</i>	A trembling, fluttering movement.
<i>Trio</i>	A piece of music for three performers.
<i>Triplet</i>	{ A group of 3 notes to be performed in the time of two of equal value.
<i>Troppo</i>	Too much. <i>Allegro ma non troppo</i> , not too
<i>Tutti</i>	All; all the instruments. [quick.
<i>Un</i>	A; one; an.
<i>Unison</i>	Alike in pitch.
<i>Una corda</i>	On one string.
<i>Variation</i>	The transformation and embellishment of a
<i>Veloce</i>	Rapid; swift; quick. [melody.
<i>Vibrato</i>	A wavy tone-effect which should be sparing-
<i>Vivace</i>	With vivacity; bright; spirited. [ly used.
<i>Vivo</i>	Lively.
<i>Voce</i>	The voice; a certain part.
<i>Volkstied</i>	A national or folk song.
<i>Volti subito (V. S.)</i>	Turn over quickly.

Clarinet Technique Sheet!

C-A, ROLL 1st finger



Register Slurs, Tip your finger to hit the register key



Alternating Exercise--Keep R.H. down to make life easier!



High Finger Exercise



High Note Intervals Exercise



More Slurs Exercises!



