

# **Shotwell Band**

## **Daily Drills**



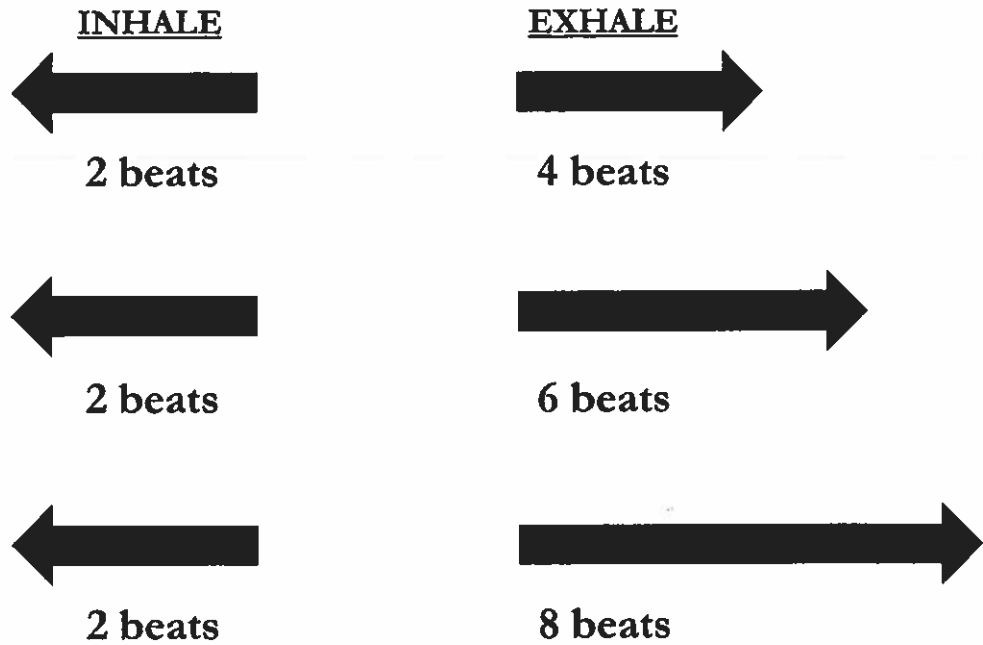
# **BASSOON**



# Breathing Exercises

1. Sit tall

2. Arm extended – arm movement is a visual for the air flowing into and out of your body.



## Sustain

The musical notation consists of four staves, each starting with a 2/4 time signature. The first staff shows a whole rest followed by a half note with a slur over it. The second staff shows a whole rest followed by two half notes with a slur over both. The third staff shows a whole rest followed by four quarter notes with a slur over all four. The fourth staff shows a 4/4 time signature followed by four half notes with a slur over all four, ending with a fermata.

# Bassoon

# Long Tone Exercises

$\bullet = 80$

1 Descending 2 3 4 5 6

Staff 1: Bassoon, descending exercise. Measures 1-6. Notes: G2, F2, E2, D2, C2, B1.

7 8 9 10 11 12 13 14

Staff 2: Bassoon, descending exercise. Measures 7-14. Notes: A1, G1, F1, E1, D1, C1, B0, A0.

1 Ascending 2 3 4 5 6

Staff 3: Bassoon, ascending exercise. Measures 1-6. Notes: B1, C2, D2, E2, F2, G2.

7 8 9 10 11 12 13 14

Staff 4: Bassoon, ascending exercise. Measures 7-14. Notes: A1, B1, C2, D2, E2, F2, G2, A2.

1 Chromatic 2 3 4 5 6 7

Staff 5: Bassoon, chromatic exercise. Measures 1-7. Notes: G2, F2, E2, D2, C2, B1, A1.

8 9 10 11 12 13 14

Staff 6: Bassoon, chromatic exercise. Measures 8-14. Notes: G1, F1, E1, D1, C1, B0, A0.

15 16 17 18 19 20 21

Staff 7: Bassoon, chromatic exercise. Measures 15-21. Notes: G2, F2, E2, D2, C2, B1, A1.

22 23 24 25 26

Staff 8: Bassoon, chromatic exercise. Measures 22-26. Notes: G1, F1, E1, D1, C1, B0, A0.

# Bass Clef

# Long Tone Exercises

♩ = 80

1                      Extension 2                      3                      4                      5                      6

7                      8                      9                      10                      11                      12

13                      14                      15                      16                      17                      18

19                      20                      21                      22                      23                      24

25                      26                      27                      28                      29                      30

31                      32                      33                      34                      35                      36

37                      38                      39                      40                      41                      42

43                      44                      45                      46                      47                      48

# Flow Studies

Trombone, Bassoon & Euphonium

Vincent Cichowicz

1)



2)



3)



4)



5)



6)



7)



8)



# Lip Flexibility

Bassoon

1



1 2 3 4 5 6 7

Staff 1: Bassoon, measures 1-7. The key signature has one flat (B-flat). The melody consists of quarter notes with slurs over groups of 2, 3, and 4 notes. Measure 1: B2, A2, G2. Measure 2: F2, E2. Measure 3: D2, C2. Measure 4: B1, A1. Measure 5: G1, F1. Measure 6: E1, D1. Measure 7: C1, B0.

8 9 10 11 12 13 14



Staff 1: Bassoon, measures 8-14. Measure 8: B1, A1. Measure 9: G1, F1. Measure 10: E1, D1. Measure 11: C1, B0. Measure 12: A0, G0. Measure 13: F0, E0. Measure 14: D0, C0.

2



1 2 3 4 5 6 7

Staff 2: Bassoon, measures 1-7. The key signature has two flats (B-flat, E-flat). Measure 1: B2, A2, G2. Measure 2: F2, E2. Measure 3: D2, C2. Measure 4: B1, A1. Measure 5: G1, F1. Measure 6: E1, D1. Measure 7: C1, B0.

8 9 10 11 12 13 14



Staff 2: Bassoon, measures 8-14. Measure 8: B1, A1. Measure 9: G1, F1. Measure 10: E1, D1. Measure 11: C1, B0. Measure 12: A0, G0. Measure 13: F0, E0. Measure 14: D0, C0.

3



1 2 3 4 5 6 7

Staff 3: Bassoon, measures 1-7. The key signature has three flats (B-flat, E-flat, A-flat). Measure 1: B2, A2, G2. Measure 2: F2, E2. Measure 3: D2, C2. Measure 4: B1, A1. Measure 5: G1, F1. Measure 6: E1, D1. Measure 7: C1, B0.

8 9 10 11 12 13 14



Staff 3: Bassoon, measures 8-14. Measure 8: B1, A1. Measure 9: G1, F1. Measure 10: E1, D1. Measure 11: C1, B0. Measure 12: A0, G0. Measure 13: F0, E0. Measure 14: D0, C0.

Trombone  
Euphonium BC  
Bassoon

# Chromatic Scale

**A** ♩ = 80

Section A consists of two staves of music in bass clef with a common time signature. The first staff contains measures 1 through 6, and the second staff contains measures 7 through 12. Each measure is numbered above the staff. The music features a chromatic scale in eighth notes, with slurs grouping notes across measures. The notes are: 1: C2, C#2, D2, D#2; 2: E2, E#2, F2, F#2; 3: G2, G#2, A2, A#2; 4: B2, B#2, C3, C#3; 5: D3, D#3, E3, E#3; 6: F3, F#3, G3, G#3; 7: A3, A#3, B3, B#3; 8: C4, C#4, D4, D#4; 9: E4, E#4, F4, F#4; 10: G4, G#4, A4, A#4; 11: B4, B#4, C5, C#5; 12: D5, D#5, E5, E#5.

Section B consists of two staves of music in bass clef with a common time signature. The first staff contains measures 1 through 6, and the second staff contains measures 7 through 12. Each measure is numbered above the staff. The music features a chromatic scale in eighth notes, with slurs grouping notes across measures. The notes are: 1: C2, C#2, D2, D#2; 2: E2, E#2, F2, F#2; 3: G2, G#2, A2, A#2; 4: B2, B#2, C3, C#3; 5: D3, D#3, E3, E#3; 6: F3, F#3, G3, G#3; 7: A3, A#3, B3, B#3; 8: C4, C#4, D4, D#4; 9: E4, E#4, F4, F#4; 10: G4, G#4, A4, A#4; 11: B4, B#4, C5, C#5; 12: D5, D#5, E5, E#5.

Section C consists of three staves of music in bass clef with a common time signature. The first staff contains measures 1 through 6, the second staff contains measures 7 through 12, and the third staff contains measures 13 through 18. Each measure is numbered above the staff. The music features a chromatic scale in eighth notes, with slurs grouping notes across measures. The notes are: 1: C2, C#2, D2, D#2; 2: E2, E#2, F2, F#2; 3: G2, G#2, A2, A#2; 4: B2, B#2, C3, C#3; 5: D3, D#3, E3, E#3; 6: F3, F#3, G3, G#3; 7: A3, A#3, B3, B#3; 8: C4, C#4, D4, D#4; 9: E4, E#4, F4, F#4; 10: G4, G#4, A4, A#4; 11: B4, B#4, C5, C#5; 12: D5, D#5, E5, E#5; 13: F5, F#5, G5, G#5; 14: A5, A#5, B5, B#5; 15: C6, C#6, D6, D#6; 16: E6, E#6, F6, F#6; 17: G6, G#6, A6, A#6; 18: B6, B#6, C7, C#7.

Section C continues with two staves of music in bass clef with a common time signature. The first staff contains measures 19 through 24. Each measure is numbered above the staff. The music features a chromatic scale in eighth notes, with slurs grouping notes across measures. The notes are: 19: D7, D#7, E7, E#7; 20: F7, F#7, G7, G#7; 21: A7, A#7, B7, B#7; 22: C8, C#8, D8, D#8; 23: E8, E#8, F8, F#8; 24: G8, G#8, A8, A#8.

Section D consists of two staves of music in bass clef with a common time signature. The first staff contains measures 1 through 4, and the second staff contains measures 5 through 7. Each measure is numbered above the staff. The music features a chromatic scale in eighth notes, with slurs grouping notes across measures. The notes are: 1: C2, C#2, D2, D#2; 2: E2, E#2, F2, F#2; 3: G2, G#2, A2, A#2; 4: B2, B#2, C3, C#3; 5: D3, D#3, E3, E#3; 6: F3, F#3, G3, G#3; 7: A3, A#3, B3, B#3.



**THIS PAGE IS  
INTENTIONALLY  
LEFT BLANK**

# Rhythm Exercises

## SET 1

F 1

B $\flat$  2

E $\flat$  3

# Rhythm Exercises 2

## SET 4

F 1

Bb 2

Eb 3

SET 4 consists of four measures of music for three bass clef instruments: F 1, Bb 2, and Eb 3. The key signature has two flats (Bb and Eb) and the time signature is 4/4. The first measure contains eighth notes: F 1 (G2, A2, Bb2, C3), Bb 2 (G2, A2, Bb2, C3), and Eb 3 (G2, A2, Bb2, C3). The second measure contains quarter notes: F 1 (D3, E3, F3, G3), Bb 2 (D3, E3, F3, G3), and Eb 3 (D3, E3, F3, G3). The third measure contains eighth notes: F 1 (A3, Bb3, C4, D4), Bb 2 (A3, Bb3, C4, D4), and Eb 3 (A3, Bb3, C4, D4). The fourth measure contains quarter notes: F 1 (E4, F4, G4, A4), Bb 2 (E4, F4, G4, A4), and Eb 3 (E4, F4, G4, A4).

## SET 5

F 1

Bb 2

Eb 3

SET 5 consists of four measures of music for three bass clef instruments: F 1, Bb 2, and Eb 3. The key signature has two flats (Bb and Eb) and the time signature is 4/4. The first measure contains eighth notes with rests: F 1 (G2, A2, Bb2, C3), Bb 2 (G2, A2, Bb2, C3), and Eb 3 (G2, A2, Bb2, C3). The second measure contains eighth notes with rests: F 1 (D3, E3, F3, G3), Bb 2 (D3, E3, F3, G3), and Eb 3 (D3, E3, F3, G3). The third measure contains quarter notes: F 1 (A3, Bb3, C4, D4), Bb 2 (A3, Bb3, C4, D4), and Eb 3 (A3, Bb3, C4, D4). The fourth measure contains quarter notes: F 1 (E4, F4, G4, A4), Bb 2 (E4, F4, G4, A4), and Eb 3 (E4, F4, G4, A4).

## SET 6

F 1

Bb 2

Eb 3

SET 6 consists of four measures of music for three bass clef instruments: F 1, Bb 2, and Eb 3. The key signature has two flats (Bb and Eb) and the time signature is 4/4. The first measure contains eighth notes: F 1 (G2, A2, Bb2, C3), Bb 2 (G2, A2, Bb2, C3), and Eb 3 (G2, A2, Bb2, C3). The second measure contains eighth notes: F 1 (D3, E3, F3, G3), Bb 2 (D3, E3, F3, G3), and Eb 3 (D3, E3, F3, G3). The third measure contains eighth notes: F 1 (A3, Bb3, C4, D4), Bb 2 (A3, Bb3, C4, D4), and Eb 3 (A3, Bb3, C4, D4). The fourth measure contains eighth notes: F 1 (E4, F4, G4, A4), Bb 2 (E4, F4, G4, A4), and Eb 3 (E4, F4, G4, A4).

# Articulation Exercises

**Tenuto** - Full valued and connected

Use the "Doh" syllable

Musical notation for Tenuto exercise in 4/4 time. The staff shows a whole note, followed by four quarter notes, a half note, a whole note, and a group of four eighth notes. Below the staff is a rhythmic box with five equal-width segments.

**Staccato** - Separated; basically cut the note value in half

Use the "Dih" syllable

Musical notation for Staccato exercise in 4/4 time. The staff shows a whole note, followed by four quarter notes, a half note, a whole note, and a group of four eighth notes. Below the staff is a rhythmic box with one wide segment followed by three narrow segments.

**Accent** - Full valued and emphasized

Use the "Dah" syllable

Musical notation for Accent exercise in 4/4 time. The staff shows a whole note, followed by four quarter notes with accents, a half note, a whole note, and a group of four eighth notes with accents. Below the staff is a rhythmic box with one wide segment followed by three narrow segments.

**Marcato** (Housetop Accent) - Strong and emphasized with separation

Use the "Dee" syllable

Musical notation for Marcato exercise in 4/4 time. The staff shows a whole note, followed by four quarter notes with marcato accents, a half note, a whole note, and a group of four eighth notes with marcato accents. Below the staff is a rhythmic box with one wide segment followed by three narrow segments.

# ARTICULATION SERIES - LEVEL 2

John Benzer

Accented (get more air to the center of the notes)

1 2 3 4 5 6 7 8

Long-Lifted  
(use more tastebuds & think "dah/daw")

Lifted  
(must have "body of sound"/think "tone")

9 10 11 12

13 14 15 16 17 18 19 20

21 22 23 24 25 26 27 28

29 30 31 32 33 34

35 36 37 38 39 40

41 42 43 44 45 46

47 48 49 50 51 52

53 54 55 56 57 58



ARTICULATION SERIES

This musical score, titled "ARTICULATION SERIES", consists of 51 measures across ten staves. The notation is as follows:

- Staff 1:** Measures 59-64. Measures 59-60, 61-62, and 63-64 each contain a sequence of eighth notes with slurs and "3" markings below them, indicating triplets.
- Staff 2:** Measures 65-68. Measures 65-66, 67-68 each contain eighth notes with slurs and "3" markings below them.
- Staff 3:** Measures 69-74. Measures 69-70, 71-72, and 73-74 each contain eighth notes with slurs and "3" markings below them.
- Staff 4:** Measures 75-80. Measures 75-76, 77-78, and 79-80 each contain eighth notes with slurs and "3" markings below them.
- Staff 5:** Measures 81-86. Measures 81-82, 83-84, and 85-86 each contain eighth notes with slurs and "3" markings below them.
- Staff 6:** Measures 87-92. Measures 87-88, 89-90, and 91-92 each contain eighth notes with slurs and "3" markings below them.
- Staff 7:** Measures 93-96. Measures 93-94 and 95-96 each contain eighth notes with slurs and "3" markings below them.
- Staff 8:** Measure 97. Contains eighth notes with slurs and "3" markings below them.
- Staff 9:** Measures 99-102. Measures 99-100, 101-102 each contain eighth notes with slurs and "3" markings below them.
- Staff 10:** Measures 103-106. Measures 103-104, 105-106 each contain eighth notes with slurs and "3" markings below them.
- Staff 11:** Measures 107-109. Measures 107-108 each contain eighth notes with slurs and "3" markings below them. Measure 109 contains a single whole note.





# Rhythm Diagramming

Diagramming is a VISUAL representation of rhythms.

- ABOVE each note/rest, draw the appropriate number of pulses:

\ = downbeat (½ a beat)

/ = upbeat (½ a beat)

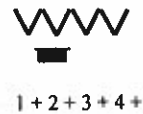
∨ = full beat (1 beat)

- BELOW each note/rest, write out the number of beats that symbol receives STARTING on its designated beat. ONLY the subdivisions for NOTES will be CIRCLED. "Circle SOUND not SILENCE."

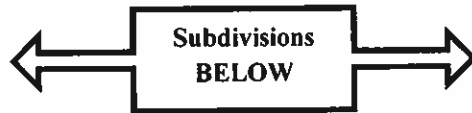
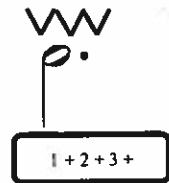
**Whole Note** (4 beats of SOUND)



**Whole Rest** (4 beats of SILENCE)



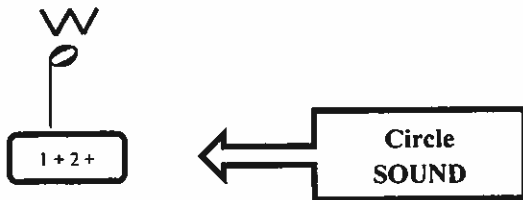
**Dotted Half Note** (3 beats of SOUND)



**Dotted Half Rest** (3 beats of SILENCE)




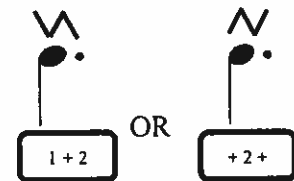
**Half Note** (2 beats of SOUND)



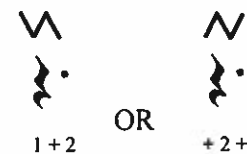
**Half Note** (2 beats of SILENCE)



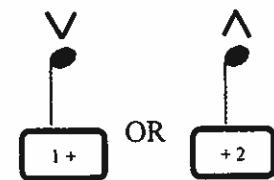
**Dotted Quarter Note** (1½ beats of SOUND)



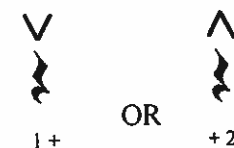
**Dotted Quarter Note** (1½ beats of SILENCE)



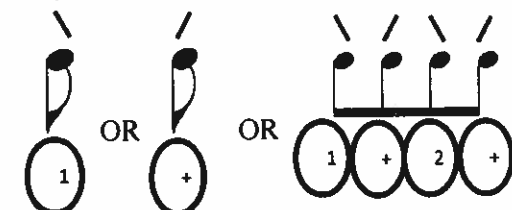
**Quarter Note** (1 beat of SOUND)



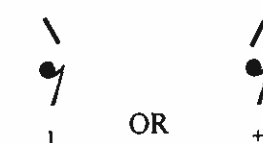
**Quarter Rest** (1 beat of SILENCE)



**Eighth Note** (½ a beat of SOUND) Individual or Grouped




**Eighth Rest** (½ a beat of SILENCE)



Name: \_\_\_\_\_

## Note and Rest Values



**whole note** - receives 4 beats of sound




**whole rest** - receives 4 beats of silence



**dotted half note** - receives 3 beats of sound




**dotted half rest** - receives 3 beats of silence



**half note** - receives 2 beats of sound



**half rest** - receives 2 beats of silence



**dotted quarter note** - receives 1 1/2 beats of sound



**dotted quarter rest** - receives 1 1/2 beats of silence



**quarter note** - receives 1 beat of sound



**quarter rest** - receives 1 beat of silence



**dotted eighth note** - receives 3/4 beat of sound



**dotted eighth rest** - receives 3/4 beat of silence



**eighth note** - receives 1/2 beat of sound



**eighth rest** - receives 1/2 beat of silence



**sixteenth note** - receives 1/4 beat of sound



**sixteenth rest** - receives 1/4 beat of silence

# Trombone/Euphonium/Bassoon Region XXXIII Try-Out Music Set A

Giocoso ♩ = 110-124

1.

1 *mf* 2 3 4 5 6 *p*

7 *mf* 8 9 10 11 12 13 *p*

14 15 16 17 *mf* 18 19 *p*

20 21 *mf* 22 23 *p* 24 25 *f*

26 27 *p* 28 29 *f* 30 31 *p* 32

Detailed description: This exercise consists of 32 measures in a 2/4 time signature with a key signature of three flats. The tempo is marked 'Giocoso' with a metronome marking of 110-124. The dynamics range from mezzo-forte (mf) to piano (p) to forte (f). The piece features a variety of rhythmic patterns, including eighth and sixteenth notes, and rests.

2.

1 *p* 2 3 4 5 *p*

6 *f* 7 8 9 10 *p*

11 12 13 14 15 16 *f*

Detailed description: This exercise consists of 16 measures in a 3/8 time signature with a key signature of three flats. The tempo is marked with a metronome marking of 72-85. The dynamics range from piano (p) to forte (f). The piece features a variety of rhythmic patterns, including eighth and sixteenth notes, and rests.

# Region 33 - Middle School Bands

## Bassoon

Db

Ab

Eb

Bb

F

C

G

D

### Chromatic Scale

# Bassoon Fingering Chart

A <sub>1</sub> B <sub>1</sub>		B	C	C <sub>1</sub> D <sub>1</sub>	D	D <sub>1</sub> E <sub>1</sub>	E		F
F <sub>1</sub> G <sub>1</sub>		G	G <sub>1</sub> A <sub>1</sub>	A	A <sub>1</sub> B <sub>1</sub>	B	C	C <sub>1</sub> D <sub>1</sub>	
D		D <sub>1</sub> E <sub>1</sub>	E	F	F <sub>1</sub> G <sub>1</sub>	G	G <sub>1</sub> A <sub>1</sub>	A <sub>2</sub>	
A		A <sub>1</sub> B <sub>1</sub>	B	C	C <sub>1</sub> D <sub>1</sub>	D	D <sub>1</sub> E <sub>1</sub>	D <sub>2</sub>	
D <sub>1</sub> E <sub>1</sub>		E <sub>1</sub> F <sub>1</sub>	F <sub>1</sub> G <sub>1</sub>	G <sub>1</sub> A <sub>1</sub>	A <sub>1</sub> B <sub>1</sub>	B <sub>1</sub> C <sub>1</sub>	C <sub>1</sub> D <sub>1</sub>	D <sub>1</sub> E <sub>1</sub>	
A		A <sub>1</sub> B <sub>1</sub>	B	C	C <sub>1</sub> D <sub>1</sub>	D	D <sub>1</sub> E <sub>1</sub>	D <sub>2</sub>	
A		A <sub>1</sub> B <sub>1</sub>	B	C	C <sub>1</sub> D <sub>1</sub>	D	D <sub>1</sub> E <sub>1</sub>	D <sub>2</sub>	

(When more than one fingering is shown, the first is the most common.)

# A LIST OF THE PRINCIPAL WORDS USED IN MODERN MUSIC.

WITH THEIR ABBREVIATIONS AND EXPLANATIONS.


<i>A</i> .....	to, in, or at; <i>A tempo</i> , in time.
<i>Accelerando</i> ( <i>accel.</i> ).....	Gradually increasing the speed.
<i>Accent</i> .....	Emphasis on certain parts of the measure.
<i>Adagio</i> .....	Slow; leisurely.
<i>Ad libitum</i> ( <i>ad lib.</i> ).....	At pleasure; not in strict time.
<i>A due</i> ( <i>a 2</i> ).....	To be played by both instruments.
<i>Agitato</i> .....	Restless, with agitation.
<i>Al</i> or <i>Alla</i> .....	In the style of.
<i>Alla Marcia</i> .....	In the style of a March.
<i>Allegretto</i> .....	Moderately quick.
<i>Allegro</i> .....	Quick and lively.
<i>Allegro assai</i> .....	Very rapidly.
<i>Amore</i> .....	Love. <i>Con amore</i> ; Fondly; tenderly.
<i>Amoroso</i> .....	Affectionately.
<i>Andante</i> .....	In moderately slow time.
<i>Andantino</i> .....	A little less slow than Andante.
<i>Anima, con</i> }.....	With animation.
<i>Animato</i> }	
<i>A piacere</i> .....	At pleasure.
<i>Appassionato</i> .....	Impassioned.
<i>Arpeggio</i> .....	A broken chord.
<i>Assai</i> .....	Very; <i>Allegro assai</i> , very rapidly.
<i>A tempo</i> .....	In the original movement.
<i>Attaca</i> .....	Commence the next movement at once.
<i>Barcarolle</i> .....	A Venetian boatman's song.
<i>Ben</i> .....	Well; <i>Ben marcato</i> , well marked.
<i>Bis</i> .....	Twice; repeat the passage.
<i>Bravura</i> .....	Brilliant, bold, spirited.
<i>Brillante</i> .....	Showy, sparkling, brilliant.
<i>Brio, con</i> .....	With much spirit.
<i>Cadenza</i> .....	A passage introduced as an embellishment.
<i>Calando</i> .....	Decreasing in power and speed.
<i>Cantabile</i> .....	In a singing style.
<i>Caprice</i> .....	A composition of irregular construction.
<i>Capriccio, a</i> .....	At pleasure.
<i>Cavatina</i> .....	A movement in vocal style. [sounds.
<i>Chord</i> .....	A combination of three or more musical
<i>Coda</i> .....	A finishing movement.
<i>Col</i> or <i>con</i> .....	With.
<i>Crescendo</i> ( <i>cres.</i> ).....	Gradually louder.
<i>Da</i> or <i>dal</i> .....	From.
<i>Da Capo</i> ( <i>D. C.</i> ).....	From the beginning.
<i>Dal Segno</i> ( <i>D. S.</i> ).....	From the sign.
<i>Decrescendo</i> ( <i>decresc.</i> ).....	Decreasing in strength.
<i>Delicatezza, con</i> .....	Delicately; refined in style.
<i>Diminuendo</i> ( <i>dim.</i> ).....	Gradually softer.
<i>Divisi</i> .....	Divided. Each part to be played by a sepa-
<i>Dolce</i> .....	Softly, sweetly. [rate instrument.
<i>Dolcissimo</i> .....	Very sweetly and softly.
<i>Dominant</i> .....	The fifth tone in the major or minor scale.
<i>Duet</i> or <i>duo</i> .....	A composition for two performers.
<i>E</i> .....	And.
<i>Elegante</i> .....	Elegant; graceful.
<i>Embouchure</i> .....	The mouthpiece of a wind instrument.
<i>Enharmonic</i> .....	Alike in pitch but different in notation.
<i>Energico</i> .....	With energy, vigorously.
<i>Espressione, con</i> .....	Expressively, with expression.
<i>Finale</i> .....	The concluding movement.
<i>Fine</i> .....	The end.
<i>Forse</i> ( <i>f</i> ).....	Loud.
<i>Forse-piano</i> ( <i>fp</i> ).....	Loud and instantly soft again.
<i>Fortissimo</i> ( <i>f</i> ).....	Very loud.
<i>Forza</i> .....	Force of tone.
<i>Forzando</i> ( <i>fx</i> ).....	Accentuate the sound.
<i>Fuoco, con</i> .....	With fire; with spirit.
<i>Furioso</i> .....	Furiously; passionately.
<i>Giocoso</i> .....	Joyously; playfully.
<i>Giusto</i> .....	Exact; in strict time.
<i>Grandioso</i> .....	Grand; pompous; majestic.
<i>Grave</i> .....	Very slow and solemn.
<i>Grazioso</i> .....	Gracefully.
<i>Gusto</i> .....	Taste.
<i>Harmony</i> .....	A combination of musical sounds.
<i>Key-note</i> .....	The first degree of the Scale.
<i>Largamente</i> .....	Very broad in style.
<i>Larghetto</i> .....	Slow, but not so slow as Largo.
<i>Largo</i> .....	Broad and slow.
<i>Legato</i> .....	Smoothly, the reverse of Staccato.
<i>Leggiero-line</i> .....	A small added line above or below the staff.
<i>Leggiero</i> .....	Lightly.
<i>Lento</i> .....	Slow, but not as slow as Largo.
<i>L'istesso tempo</i> .....	In the same time.
<i>Loco</i> .....	Play as written, no longer <i>Sva</i> .
<i>Ma</i> .....	But. <i>Ma non troppo</i> , But not too much.
<i>Maestoso</i> .....	Majestically, dignified.
<i>Maggiore</i> .....	Major Key.
<i>Marcato</i> .....	Marked. With distinctness and emphasis.
<i>Meno</i> .....	Less. <i>Meno mosso</i> , Less quickly.
<i>Mezzo</i> .....	Moderately.
<i>Mezzo piano</i> ( <i>mp</i> ).....	Moderately soft.
<i>Minore</i> .....	Minor Key.
<i>Moderato</i> .....	Moderately. <i>Allegro moderato</i> , moderately
<i>Molto</i> .....	Much; very. [fast.
<i>Moroso</i> .....	Gradually softer.
<i>Mosso</i> .....	Moved. <i>Piu mosso</i> , quicker.
<i>Moto</i> .....	Motion. <i>Con moto</i> , with animation.
<i>Non</i> .....	Not.
<i>Notation</i> .....	{ The art of representing musical sounds by characters visible to the eye.
<i>Obligato</i> .....	An indispensable part.
<i>Octave</i> .....	A series of 8 consecutive diatonic tones.
<i>Opus</i> ( <i>Op.</i> ).....	A work.
<i>Ossia</i> .....	Or; or else. Generally indicating an easier
<i>Ottava</i> ( <i>8va</i> ).....	To be played an octave higher. [method.
<i>Pause</i> (.....)	The sign indicating pause or finish.
<i>Perendosi</i> .....	Dying away gradually.
<i>Pesante</i> .....	Heavily; with firm and vigorous execution.
<i>Piacere, a</i> .....	At pleasure.
<i>Pianissimo</i> ( <i>pp</i> ).....	Very soft.
<i>Piano</i> ( <i>p</i> ).....	Soft.
<i>Piu</i> .....	More. <i>Piu Allegro</i> , More quickly.
<i>Poco</i> or <i>un poco</i> .....	A little.
<i>Poco a poco</i> .....	Gradually, by degrees.
<i>Poco piu mosso</i> .....	A little faster.
<i>Poco meno</i> .....	A little slower.
<i>Poco piu</i> .....	A little faster.
<i>Poi</i> .....	Then; afterwards.
<i>Pomposo</i> .....	Pompous; grand.
<i>Prestissimo</i> .....	As fast as possible.
<i>Presto</i> .....	Very quick; faster than Allegro.
<i>Primo</i> ( <i>1mo</i> ).....	The first.
<i>Quartet</i> .....	A piece of music for four performers.
<i>Quasi</i> .....	As if; similar to; in the style of.
<i>Quintet</i> .....	A piece of music for five performers.
<i>Rallentando</i> ( <i>rall.</i> ).....	Gradually slower.
<i>Rinforzando</i> .....	With special emphasis.
<i>Ritardando</i> ( <i>rit.</i> ).....	Slackening speed.
<i>Risoluto</i> .....	Resolutely; bold; energetic.
<i>Ritenuato</i> .....	Retarding the time.
<i>Scherzando</i> .....	Playfully; sportively.
<i>Secondo</i> ( <i>2do</i> ).....	The second time (or part.)
<i>Seconda volta</i> .....	The second time.
<i>Segue</i> .....	Follow on in similar style.
<i>Semplice</i> .....	Simply; unaffectedly.
<i>Sempre</i> .....	Always; continually.
<i>Senza</i> .....	Without. <i>Senza sordino</i> , Without mute.
<i>Sforzando</i> ( <i>sf</i> ).....	Forcibly; with sudden emphasis.
<i>Simile</i> .....	In like manner.
<i>Smorzando</i> ( <i>smorz.</i> ).....	Diminishing the sound.
<i>Solo</i> .....	For one performer only.
<i>Sordino</i> .....	A Mute. <i>Con Sordino</i> , With the Mute.
<i>Sostenuto</i> .....	Sustained, prolonged.
<i>Sotto</i> .....	Under. <i>Sotto voce</i> , In a subdued tone.
<i>Spirito</i> .....	Spirit. <i>Con Spirito</i> , Forcefully.
<i>Staccato</i> .....	Detached, separated.
<i>Stenlando</i> .....	Dragging or retarding the tempo.
<i>Stretto</i> .....	An increase of speed. <i>Piu Stretto</i> , Faster.
<i>Subdominant</i> .....	The 4th tone in the diatonic scale.
<i>Syncopation</i> .....	Change of accent from a strong beat to a
<i>Tacet</i> .....	Be silent. [weak one.
<i>Tempo</i> .....	Movement.
<i>Tempo primo</i> .....	As at first.
<i>Tenuto</i> ( <i>ten.</i> ).....	Held for the full value.
<i>Theme</i> .....	The subject or melody.
<i>Timbre</i> .....	Quality of tone.
<i>Tonic</i> .....	The key-note of any scale.
<i>Tremolo</i> .....	A trembling, fluttering movement.
<i>Trio</i> .....	A piece of music for three performers.
<i>Triplet</i> .....	{ A group of 3 notes to be performed in the time of two of equal value.
<i>Troppo</i> .....	Too much. <i>Allegro ma non troppo</i> , not too
<i>Tutti</i> .....	All; all the instruments. [quick.
<i>Un</i> .....	A; one; an.
<i>Unison</i> .....	Alike in pitch.
<i>Una corda</i> .....	On one string.
<i>Variation</i> .....	The transformation and embellishment of a
<i>Veloce</i> .....	Rapid; swift; quick. [melody.
<i>Vibrato</i> .....	A wavy tone-effect which should be sparing-
<i>Vivace</i> .....	With vivacity; bright; spirited. [ly used.
<i>Vivo</i> .....	Lively.
<i>Voce</i> .....	The voice; a certain part.
<i>Volkstied</i> .....	A national or folk song.
<i>Volti subito</i> ( <i>V. S.</i> ).....	Turn over quickly.

# Bassoon Technique Sheet!

C-D, Keep fingers close to the keys!



Octaves; Tip your thumb to hit the octave key!



8th Note Octave Slurs



High Finger Exercise



High Note Intervals Exercise



More Slurs Exercises!



