

Shotwell Band

Daily Drills



BASS

CLARINET

Bass Clarinet/Alto Clarinet/Contralto Clarinet Fingering Chart

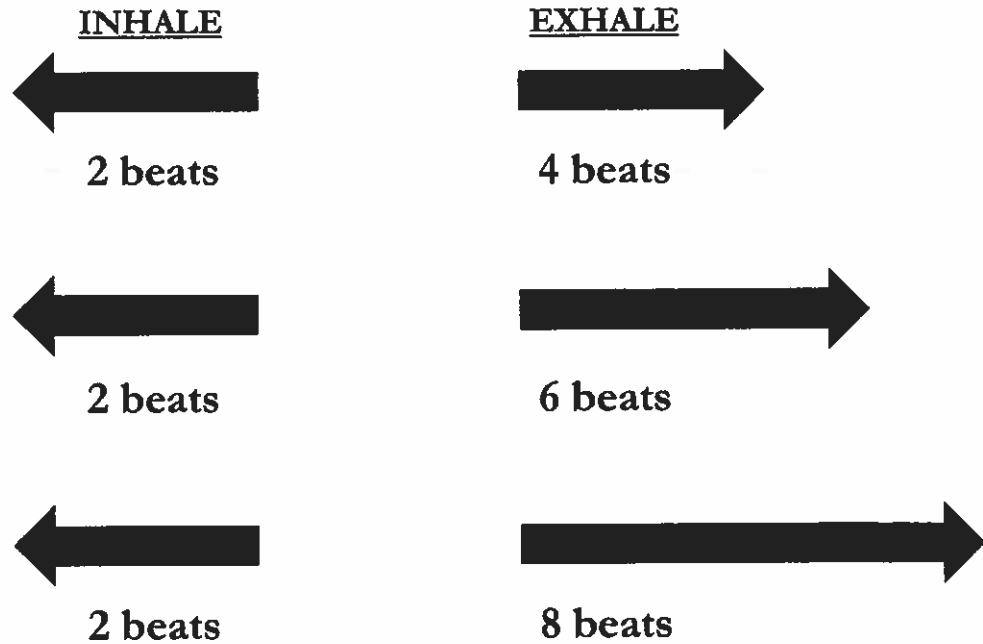
D \sharp	E \flat	E	F	F \sharp	G \flat	G	G \sharp	A \flat	A
A \sharp	B \flat	B	C	C \sharp	D \flat	D	D \sharp	E \flat	E
F	F \sharp	G \flat	G	G \sharp	A \flat	A	A \sharp	B \flat	B
C	C \sharp	D \flat	D	D \sharp	E \flat	E	F	F \sharp	G \flat
G	G \sharp	A \flat	A	A \sharp	B \flat	B	C	C \sharp	D \flat
D	D \sharp	E \flat	E	F	F \sharp	G \flat	G		

(When more than one fingering is shown, the first is the most common.)


Breathing Exercises

1. Sit tall

2. Arm extended – arm movement is a visual for the air flowing into and out of your body.



Sustain



Bass Clarinet Long Tone Exercises

$\bullet = 80$

1 Descending 2 3 4 5 6

7 8 9 10 11 12 13 14

1 Ascending 2 3 4 5 6

7 8 9 10 11 12 13 14

1 Chromatic 2 3 4 5 6 7

8 9 10 11 12 13 14

15 16 17 18 19 20 21

22 23 24 25 26

B \flat Instruments Long Tone Exercises

$\bullet = 80$

1 Extension 2 3 4 5 6

7 8 9 10 11 12

13 14 15 16 17 18

19 20 21 22 23 24

25 26 27 28 29 30

31 32 33 34 35 36

37 38 39 40 41 42

43 44 45 46 47 48

Flow Studies

Trumpet, Clarinet, Bass Clarinet, & Tenor Saxophone

Vincent Cichowicz

1)



2)



3)



4)



5)



6)



7)



8)



Lip Flexibility

Bass Clarinet

1

1 2 3 4 5 6 7

Staff 1: Treble clef, 7 measures. Measure 1: G4, A4, B4, C5. Measure 2: B4, A4, G4, F4. Measure 3: E4, D4, C4, B3. Measure 4: A3, G3, F3, E3. Measure 5: D3, C3, B2, A2. Measure 6: G2, F2, E2, D2. Measure 7: C2, B1, A1, G1.

8 9 10 11 12 13 14

Staff 1: Treble clef, 7 measures. Measure 8: G2, F2, E2, D2. Measure 9: C2, B1, A1, G1. Measure 10: F1, E1, D1, C1. Measure 11: B0, A0, G0, F0. Measure 12: E0, D0, C0, B0. Measure 13: A0, G0, F0, E0. Measure 14: D0, C0, B0, A0.

2

1 2 3 4 5 6 7

Staff 2: Treble clef, 7 measures. Measure 1: G4, A4, B4, C5. Measure 2: B4, A4, G4, F4. Measure 3: E4, D4, C4, B3. Measure 4: A3, G3, F3, E3. Measure 5: D3, C3, B2, A2. Measure 6: G2, F2, E2, D2. Measure 7: C2, B1, A1, G1.

8 9 10 11 12 13 14

Staff 2: Treble clef, 7 measures. Measure 8: G2, F2, E2, D2. Measure 9: C2, B1, A1, G1. Measure 10: F1, E1, D1, C1. Measure 11: B0, A0, G0, F0. Measure 12: E0, D0, C0, B0. Measure 13: A0, G0, F0, E0. Measure 14: D0, C0, B0, A0.

3

1 2 3 4 5 6 7

Staff 3: Treble clef, 7 measures. Measure 1: G4, A4, B4, C5. Measure 2: B4, A4, G4, F4. Measure 3: E4, D4, C4, B3. Measure 4: A3, G3, F3, E3. Measure 5: D3, C3, B2, A2. Measure 6: G2, F2, E2, D2. Measure 7: C2, B1, A1, G1.

8 9 10 11 12 13 14

Staff 3: Treble clef, 7 measures. Measure 8: G2, F2, E2, D2. Measure 9: C2, B1, A1, G1. Measure 10: F1, E1, D1, C1. Measure 11: B0, A0, G0, F0. Measure 12: E0, D0, C0, B0. Measure 13: A0, G0, F0, E0. Measure 14: D0, C0, B0, A0.

Chromatic Scale

Bass Clarinet

A

1 2 3 4 5 6

7 8 9 10 11 12

B

1 2 3 4 5 6

7 8 9 10 11 12

C

2 3 4 5 6

7 8 9 10 11 12

13 14 15 16 17 18

19 20 21 22 23 24

D

1 2 3 4

5 6 7

**THIS PAGE IS
INTENTIONALLY
LEFT BLANK**

Rhythm Exercises

SET 1

F 1

B♭ 2

E♭ 3

SET 2

F 1

B♭ 2

E♭ 3

SET 3

F 1

B♭ 2

E♭ 3

Rhythm Exercises 2

SET 4

F 1

B \flat 2

E \flat 3

SET 5

F 1

B \flat 2

E \flat 3

SET 6

B \flat Tpt.

B \flat Tpt.

B \flat Tpt.

Articulation Exercises

Tenuto - Full valued and connected

Use the "Doh" syllable

Musical notation for Tenuto exercise in 4/4 time. The staff shows a whole note, followed by four quarter notes, a half note, and a quarter note. The quarter notes and half note are beamed together. Below the staff is a rhythmic diagram with five boxes: the first is wide (representing the whole note), and the next four are narrow (representing the quarter notes).

Staccato - Separated; basically cut the note value in half

Use the "Dih" syllable

Musical notation for Staccato exercise in 4/4 time. The staff shows a whole note, followed by four quarter notes, a half note, and a quarter note. The quarter notes and half note are beamed together. Below the staff is a rhythmic diagram with five boxes: the first is wide (representing the whole note), and the next four are narrow and separated (representing the staccato quarter notes).

Accent - Full valued and emphasized

Use the "Dah" syllable

Musical notation for Accent exercise in 4/4 time. The staff shows a whole note, followed by four quarter notes, a half note, and a quarter note. The quarter notes and half note are beamed together. Accents (>) are placed above the first two quarter notes and below the last two quarter notes. Below the staff is a rhythmic diagram with five boxes: the first is wide (representing the whole note), and the next four are narrow (representing the quarter notes).

Marcato (Housetop Accent) - Strong and emphasized with separation

Use the "Dee" syllable

Musical notation for Marcato exercise in 4/4 time. The staff shows a whole note, followed by four quarter notes, a half note, and a quarter note. The quarter notes and half note are beamed together. Accents (^) are placed above the first two quarter notes, and breath marks (v) are placed below the last two quarter notes. Below the staff is a rhythmic diagram with five boxes: the first is wide (representing the whole note), and the next four are narrow and separated (representing the marcato quarter notes).

ARTICULATION SERIES - LEVEL 2

John Benzer

Accented (get more air to the center of the notes)

The musical notation consists of five staves, each containing a series of measures. The notes are placed on a single line with a common time signature 'C'.
- Staff 1: Measures 1-8. Measure 1 has a whole note. Measures 2-4 have quarter notes. Measures 5-6 have eighth notes. Measures 7-8 have quarter notes with accents (>).
- Staff 2: Measures 9-12. Measures 9-10 have quarter notes. Measures 11-12 have quarter notes with accents (>).
- Staff 3: Measures 13-20. Measures 13-14 have eighth notes. Measures 15-16 have quarter notes. Measures 17-18 have eighth notes. Measures 19-20 have quarter notes.
- Staff 4: Measures 21-28. Measures 21-22 have eighth notes. Measures 23-24 have quarter notes. Measures 25-26 have eighth notes. Measures 27-28 have quarter notes.
- Staff 5: Measures 29-40. Measures 29-30 have eighth notes. Measures 31-32 have quarter notes. Measures 33-34 have eighth notes. Measures 35-36 have quarter notes. Measures 37-38 have eighth notes. Measures 39-40 have quarter notes.
- Staff 6: Measures 41-46. Measures 41-44 have quarter notes. Measures 45-46 have eighth notes with triplets (3) indicated below.
- Staff 7: Measures 47-52. Measures 47-48 have quarter notes with triplets (3) indicated below. Measures 49-50 have eighth notes with triplets (3) indicated below. Measures 51-52 have quarter notes with triplets (3) indicated below.
- Staff 8: Measures 53-58. Measures 53-54 have quarter notes with triplets (3) indicated below. Measures 55-56 have eighth notes with triplets (3) indicated below. Measures 57-58 have quarter notes with triplets (3) indicated below.

Long-Lifted

(use more tastebuds & think "dah/daw")

Tenuto

Lifted

(must have "body of sound"/think "tone")

ARTICULATION SERIES

59 60 61 62 63 64

65 66 67 68

69 70 71 72 73 74

75 76 77 78 79 80

81 82 83 84 85 86

87 88 89 90 91 92

93 94 95 96

97 98

99 100 101 102

103 104 105 106

107 108 109

Rhythm Diagramming

Diagramming is a VISUAL representation of rhythms.

- ABOVE each note/rest, draw the appropriate number of pulses:

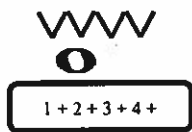
\ = downbeat ($\frac{1}{2}$ a beat)

/ = upbeat ($\frac{1}{2}$ a beat)

∨ = full beat (1 beat)

- BELOW each note/rest, write out the number of beats that symbol receives STARTING on its designated beat. ONLY the subdivisions for NOTES will be CIRCLED. "Circle SOUND not SILENCE."

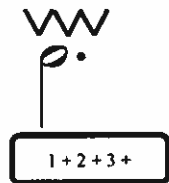
Whole Note (4 beats of SOUND)



Whole Rest (4 beats of SILENCE)



Dotted Half Note (3 beats of SOUND)



Dotted Half Rest (3 beats of SILENCE)




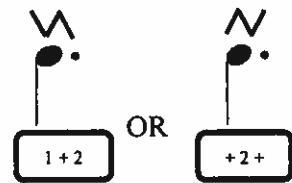
Half Note (2 beats of SOUND)



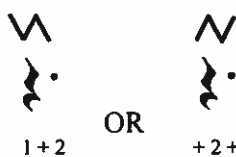
Half Note (2 beats of SILENCE)



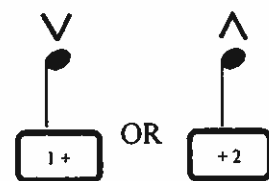
Dotted Quarter Note ($\frac{1}{2}$ beats of SOUND)



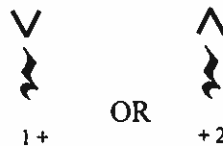
Dotted Quarter Note ($\frac{1}{2}$ beats of SILENCE)



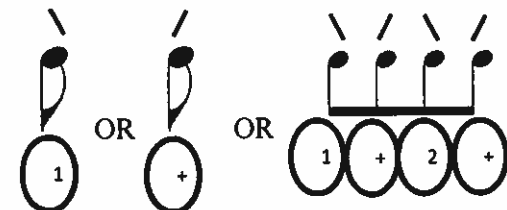
Quarter Note (1 beat of SOUND)



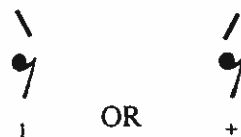
Quarter Rest (1 beat of SILENCE)



Eighth Note ($\frac{1}{2}$ a beat of SOUND) Individual or Grouped



Eighth Rest ($\frac{1}{2}$ a beat of SILENCE)



Name: _____

Note and Rest Values



whole note - receives 4 beats of sound



whole rest - receives 4 beats of silence



dotted half note - receives 3 beats of sound



dotted half rest - receives 3 beats of silence



half note - receives 2 beats of sound



half rest - receives 2 beats of silence



dotted quarter note - receives 1 1/2 beats of sound



dotted quarter rest - receives 1 1/2 beats of silence



quarter note - receives 1 beat of sound



quarter rest - receives 1 beat of silence



dotted eighth note - receives 3/4 beat of sound



dotted eighth rest - receives 3/4 beat of silence



eighth note - receives 1/2 beat of sound



eighth rest - receives 1/2 beat of silence



sixteenth note - receives 1/4 beat of sound



sixteenth rest - receives 1/4 beat of silence

Bass Clarinet Region XXXIII Try-out Music **SET A**

Revised 5/17

1. Andante cantabile $\text{♩} = 56-66$

from 32 etudes by Rose, No. 1 ed. Hite

p

mf *f*

mf

Moderato $\text{♩} = 88-104$

from Hendrickson Method for Clarinet- Book 2 p.10 #22

rall.

Region 33 - Middle School Bands

Bass Clarinet

(Concert Db)

E♭

Musical staff for Bass Clarinet in Concert Db. The staff is in 4/4 time and contains a melodic line with eighth and sixteenth notes. The key signature has two flats (Bb and Eb). The piece ends with a double bar line and a final chord.

(Concert Ab)

B♭

Musical staff for Bass Clarinet in Concert Ab. The staff is in 4/4 time and contains a melodic line with eighth and sixteenth notes. The key signature has two flats (Bb and Ab). The piece ends with a double bar line and a final chord.

(Concert Eb)

F

Musical staff for Bass Clarinet in Concert Eb. The staff is in 4/4 time and contains a melodic line with eighth and sixteenth notes. The key signature has two flats (Bb and Eb). The piece ends with a double bar line and a final chord.

(Concert Bb)

C

Musical staff for Bass Clarinet in Concert Bb. The staff is in 4/4 time and contains a melodic line with eighth and sixteenth notes. The key signature has two flats (Bb and Eb). The piece ends with a double bar line and a final chord.

(Concert F)

G

Musical staff for Bass Clarinet in Concert F. The staff is in 4/4 time and contains a melodic line with eighth and sixteenth notes. The key signature has one sharp (F#). The piece ends with a double bar line and a final chord.

(Concert C)

D

Musical staff for Bass Clarinet in Concert C. The staff is in 4/4 time and contains a melodic line with eighth and sixteenth notes. The key signature has two sharps (F# and C#). The piece ends with a double bar line and a final chord.

(Concert G)

A

Musical staff for Bass Clarinet in Concert G. The staff is in 4/4 time and contains a melodic line with eighth and sixteenth notes. The key signature has three sharps (F#, C#, and G#). The piece ends with a double bar line and a final chord.

(Concert D)

E

Musical staff for Bass Clarinet in Concert D. The staff is in 4/4 time and contains a melodic line with eighth and sixteenth notes. The key signature has four sharps (F#, C#, G#, and D#). The piece ends with a double bar line and a final chord.

Chromatic Scale

Musical staff for Chromatic Scale (Ascending). The staff is in 4/4 time and contains a chromatic scale starting on G4 and ending on G5. The key signature has three sharps (F#, C#, and G#).

Musical staff for Chromatic Scale (Descending). The staff is in 4/4 time and contains a chromatic scale starting on G5 and ending on G4. The key signature has two flats (Bb and Eb).

Bass Clarinet/Alto Clarinet/Contralto Clarinet Fingering Chart

D \sharp	E \flat	E	F	F \sharp	G \flat	G	G \sharp	A \flat	A
A \sharp	B \flat	B	C	C \sharp	D \flat	D	D \sharp	E \flat	E
F	F \sharp	G \flat	G	G \sharp	A \flat	A	A \sharp	B \flat	B
C	C \sharp	D \flat	D	D \sharp	E \flat	E	F	F \sharp	G \flat
G	G \sharp	A \flat	A	A \sharp	B \flat	B	C	C \sharp	D \flat
D	D \sharp	E \flat	E	F	F \sharp	G \flat	G		
D	D \sharp	E \flat	E	F	F \sharp	G \flat	G		

(When more than one fingering is shown, the first is the most common.)

A LIST OF THE PRINCIPAL WORDS USED IN MODERN MUSIC.

WITH THEIR ABBREVIATIONS AND EXPLANATIONS.


<i>A</i>	to, in, or at; <i>A tempo</i> , in time.
<i>Accelerando (accel.)</i>	Gradually increasing the speed.
<i>Accent</i>	Emphasis on certain parts of the measure.
<i>Adagio</i>	Slow; leisurely.
<i>Ad libitum (ad lib.)</i>	At pleasure; not in strict time.
<i>A due (a 2)</i>	To be played by both instruments.
<i>Agitato</i>	Restless, with agitation.
<i>Al</i> or <i>Alla</i>	In the style of.
<i>Alla Marcia</i>	In the style of a March.
<i>Allegretto</i>	Moderately quick.
<i>Allegro</i>	Quick and lively.
<i>Allegro assai</i>	Very rapidly.
<i>Amore</i>	Love. <i>Con amore</i> , Fondly; tenderly.
<i>Amoroso</i>	Affectionately.
<i>Andante</i>	In moderately slow time.
<i>Andantino</i>	A little less slow than Andante.
<i>Anima, con</i> }.....	With animation.
<i>Animato</i> }	
<i>A piacere</i>	At pleasure.
<i>Appassionato</i>	Impassioned.
<i>Arpeggio</i>	A broken chord.
<i>Assai</i>	Very; <i>Allegro assai</i> , very rapidly.
<i>A tempo</i>	In the original movement.
<i>Attacco</i>	Commence the next movement at once.
<i>Barcarolle</i>	A Venetian boatman's song.
<i>Ben</i>	Well; <i>Ben marcato</i> , well marked.
<i>Bis</i>	Twice; repeat the passage.
<i>Bravura</i>	Brilliant, bold, spirited.
<i>Brillante</i>	Showy, sparkling, brilliant.
<i>Brio, con</i>	With much spirit.
<i>Cadenza</i>	A passage introduced as an embellishment.
<i>Calando</i>	Decreasing in power and speed.
<i>Cantabile</i>	In a singing style.
<i>Caprice</i>	A composition of irregular construction.
<i>Capriccio, a</i>	At pleasure.
<i>Cavatina</i>	A movement in vocal style. [sounds.
<i>Chord</i>	A combination of three or more musical
<i>Coda</i>	A finishing movement.
<i>Col</i> or <i>con</i>	With.
<i>Crescendo (cres.)</i>	Gradually louder.
<i>Da</i> or <i>dai</i>	From.
<i>Da Capo (D. C.)</i>	From the beginning.
<i>Dal Segno (D. S.)</i>	From the sign.
<i>Decrescendo (decresc.)</i>	Decreasing in strength.
<i>Delicatezza, con</i>	Delicately; refined in style.
<i>Diminuendo (dim.)</i>	Gradually softer.
<i>Divisi</i>	Divided. Each part to be played by a sepa-
<i>Dolce</i>	Softly, sweetly. [rate instrument.
<i>Dolcissimo</i>	Very sweetly and softly.
<i>Dominant</i>	The fifth tone in the major or minor scale.
<i>Duet</i> or <i>duo</i>	A composition for two performers.
<i>E</i>	And.
<i>Elegante</i>	Elegant; graceful.
<i>Embouchure</i>	The mouthpiece of a wind instrument.
<i>Enharmonic</i>	Alike in pitch but different in notation.
<i>Energico</i>	With energy, vigorously.
<i>Espressione, con</i>	Expressively, with expression.
<i>Finale</i>	The concluding movement.
<i>Fine</i>	The end.
<i>Forse (f)</i>	Loud.
<i>Forse-piano (fp)</i>	Loud and instantly soft again.
<i>Fortissimo (ff)</i>	Very loud.
<i>Forza</i>	Force of tone.
<i>Forzando (fz)</i>	Accentuate the sound.
<i>Fuoco, con</i>	With fire; with spirit.
<i>Furioso</i>	Furiously; passionately.
<i>Giocoso</i>	Joyously; playfully.
<i>Giusto</i>	Exact; in strict time.
<i>Grandioso</i>	Grand; pompous; majestic.
<i>Grave</i>	Very slow and solemn.
<i>Grazioso</i>	Gracefully.
<i>Gusto</i>	Taste.
<i>Harmony</i>	A combination of musical sounds.
<i>Key-note</i>	The first degree of the Scale.
<i>Largamente</i>	Very broad in style.
<i>Larghetto</i>	Slow, but not so slow as Largo.
<i>Largo</i>	Broad and slow.
<i>Legato</i>	Smoothly, the reverse of Staccato.
<i>Legger-line</i>	A small added line above or below the staff.
<i>Leggiero</i>	Lightly.
<i>Lento</i>	Slow, but not as slow as Largo.
<i>L'istesso tempo</i>	In the same time.
<i>Loco</i>	Play as written, no longer <i>Sva</i> .
<i>Ma</i>	But. <i>Ma non troppo</i> , But not too much.
<i>Majestoso</i>	Majestically, dignified.
<i>Maggiore</i>	Major Key.
<i>Marcato</i>	Marked. With distinctness and emphasis.
<i>Meno</i>	Less. <i>Meno mosso</i> , Less quickly.
<i>Mezzo</i>	Moderately.
<i>Mezzo piano (mp)</i>	Moderately soft.
<i>Minore</i>	Minor Key.
<i>Moderato</i>	Moderately. <i>Allegro moderato</i> , moderately
<i>Molto</i>	Much; very. [fast.
<i>Morendo</i>	Gradually softer.
<i>Mosso</i>	Moved. <i>Piu mosso</i> , quicker.
<i>Moto</i>	Motion. <i>Con moto</i> , with animation.
<i>Non</i>	Not.
<i>Notation</i>	{ The art of representing musical sounds
	{ by characters visible to the eye.
<i>Obligato</i>	An indispensable part.
<i>Octave</i>	A series of 8 consecutive diatonic tones.
<i>Opus (Op.)</i>	A work.
<i>Ossia</i>	Or; or else. Generally indicating an easier
<i>Ottava (8va)</i>	To be played an octave higher. [method.
<i>Pause</i> (").....	The sign indicating pause or finish.
<i>Perdendosi</i>	Dying away gradually.
<i>Pesante</i>	Heavily; with firm and vigorous execution.
<i>Piacere, a</i>	At pleasure.
<i>Pianissimo (pp)</i>	Very soft.
<i>Piano (p)</i>	Soft.
<i>Piu</i>	More. <i>Piu Allegro</i> , More quickly.
<i>Poco</i> or <i>un poco</i>	A little.
<i>Poco a poco</i>	Gradually, by degrees.
<i>Poco piu mosso</i>	A little faster.
<i>Poco meno</i>	A little slower.
<i>Poco piu</i>	A little faster.
<i>Foi</i>	Then; afterwards.
<i>Pomposo</i>	Pompous; grand.
<i>Prestissimo</i>	As fast as possible.
<i>Presto</i>	Very quick; faster than Allegro.
<i>Primo (1mo)</i>	The first.
<i>Quartet</i>	A piece of music for four performers.
<i>Quasi</i>	As if; similar to; in the style of.
<i>Quintet</i>	A piece of music for five performers.
<i>Rallentando (rall.)</i>	Gradually slower.
<i>Ritornello</i>	With special emphasis.
<i>Ritardando (rit.)</i>	Slackening speed.
<i>Risoluto</i>	Resolutely; bold; energetic.
<i>Ritenuito</i>	Retarding the time.
<i>Scherzando</i>	Playfully; sportively.
<i>Secondo (2do)</i>	The second time (or part.)
<i>Seconda volta</i>	The second time.
<i>Segue</i>	Follow on in similar style.
<i>Semplice</i>	Simply; unaffectedly.
<i>Sempre</i>	Always; continually.
<i>Senza</i>	Without. <i>Senza sordino</i> , Without mute.
<i>Sforzando (sf)</i>	Forcibly; with sudden emphasis.
<i>Simile</i>	In like manner.
<i>Smorzando (smorz.)</i>	Diminishing the sound.
<i>Solo</i>	For one performer only.
<i>Sordino</i>	A Mute. <i>Con Sordino</i> , With the Mute.
<i>Sostenuto</i>	Sustained, prolonged.
<i>Sotto</i>	Under. <i>Sotto voce</i> , In a subdued tone.
<i>Spirito</i>	Spirit. <i>Con Spirito</i> , Forcefully.
<i>Staccato</i>	Detached, separated.
<i>Stenlendo</i>	Dragging or retarding the tempo.
<i>Stretto</i>	An increase of speed. <i>Piu Stretto</i> , Faster.
<i>Subdominant</i>	The 4th tone in the diatonic scale.
<i>Syncopation</i>	Change of accent from a strong beat to a
<i>Tacet</i>	Be silent. [weak one.
<i>Tempo</i>	Movement.
<i>Tempo primo</i>	As at first.
<i>Tenuto (ten.)</i>	Held for the full value.
<i>Theme</i>	The subject or melody.
<i>Timbre</i>	Quality of tone.
<i>Tonic</i>	The key-note of any scale.
<i>Tremolo</i>	A trembling, fluttering movement.
<i>Trio</i>	A piece of music for three performers.
<i>Triplet</i>	{ A group of 3 notes to be performed in the
	{ time of two of equal value.
<i>Troppo</i>	Too much. <i>Allegro ma non troppo</i> , not too
<i>Tutti</i>	All; all the instruments. [quick.
<i>Un</i>	A; one; an.
<i>Unison</i>	Alike in pitch.
<i>Una corda</i>	On one string.
<i>Variation</i>	The transformation and embellishment of a
<i>Velocce</i>	Rapid; swift; quick. [melody.
<i>Vibrato</i>	A wavy tone-effect which should be sparing-
<i>Vivace</i>	With vivacity; bright; spirited. [ly used.
<i>Vivo</i>	Lively.
<i>Voce</i>	The voice; a certain part.
<i>Volkstied</i>	A national or folk song.
<i>Volti subito (V. S.)</i>	Turn over quickly.

Clarinet Technique Sheet!

C-A, ROLL 1st finger



Register Slurs, Tip your finger to hit the register key



Alternating Exercise--Keep R.H. down to make life easier!



High Finger Exercise



High Note Intervals Exercise



More Slurs Exercises!



